

Gompei's Goat Cheese

WPI's First Student-Run Business
Great Cheese for a Great Cause





Table of Contents

Calabrine Pizza in a Mug.....	2
Citrus and Beet Salad.....	3
Goat Cheesy Pasta	4
Mac N' Goat Cheese	5
Quesadilla con Queso de Cabra.....	6

Gompei's Goat Cheese

WPI's First Student-Run Business
Great Cheese for a Great Cause




Calabrini Pizza in a Mug

A Tomato Basil Goat Cheese mug pizza

Ingredients

- 4 tablespoons all-purpose flour
- 1/8 teaspoon baking powder
- 1/16 teaspoon baking soda
- 1/8 teaspoon salt
- 3 tablespoons milk
- 1 tablespoon olive oil
- 1 tablespoon marinara sauce
- 1 tablespoon of mozzarella shredded cheese
- 1 generous tablespoon of crumbled Calabrini Gompei's Goat Cheese
- 5 mini pepperoni
- 1/2 tablespoon dried Italian herbs




Directions

1. Mix the flour, baking powder, baking soda, and salt together in a microwavable mug.
2. Add in the milk and oil then mix together. There might be some lumps but that is okay.
3. Spoon on the marinara sauce and spread it around the surface of the batter.
4. Sprinkle on the cheeses, pepperoni, and dried herbs.
5. Microwave for about 1 minute and 20 seconds, or until it rises up and the toppings are bubbling.



Gompei's Goat Cheese

WPI's First Student-Run Business
Great Cheese for a Great Cause




Citrus and Beet Salad

Roasted Beet Salad with Mandarin Oranges, Arugula, and Plain Goat Cheese

Ingredients

- 2 medium beets, chopped and roasted
- ¼ teaspoon sea salt
- ¼ teaspoon black pepper
- ½ tablespoon Dijon Mustard
- 1 ½ tablespoon white wine vinegar
- ½ teaspoon honey
- 2 tablespoon olive oil
- ½ small shallot, thinly sliced
- 2 cups arugula
- 6oz mandarin oranges
- 4oz Plain Gompei's Goat Cheese




Directions

1. Place beets in a bowl. Lightly season with salt and pepper. Toss well, making sure the beets are coated.
2. For the dressing: Measure the Dijon, white wine vinegar and honey in a small bowl and whisk to combine. Then slowly drizzle in the olive oil while whisking to incorporate with other ingredients.
3. Add the sliced shallots to the dressing, and toss to coat. Then add the arugula greens, mandarin oranges, and sliced Gompei's Goat Cheese to the bowl, and toss well.



Gompei's Goat Cheese

WPI's First Student-Run Business
Great Cheese for a Great Cause



Goat Cheesy Pasta

A Plain Goat Cheese and Arugula Pasta

Ingredients

5oz of Plain Gompei's Goat Cheese
2 cups coarsely chopped arugula
1 cup quartered cherry tomatoes
2 cloves minced fresh garlic
¼ cup olive oil
½ teaspoon salt
8oz of penne pasta




Directions

1. Cook pasta according to instructions or until al dente.
2. Mix arugula, cherry tomatoes, olive oil, garlic, salt, and pepper in a large serving bowl. Crumble plain goat cheese on top.
3. Toss cooked pasta with goat cheese mixture.
4. (Optional) Stir in cooked, cubed chicken for added protein.



Gompei's Goat Cheese

WPI's First Student-Run Business
Great Cheese for a Great Cause



Mac N' Goat Cheese

Pink Peppercorn Goat Cheese Mac N' Cheese

Ingredients

- ½ pound macaroni
- 2 tablespoon butter
- 2 tablespoon flour
- 2 cups milk
- 1/3 cup packed grated parmesan cheese
- 1/3 cup Pink Peppercorn Gompei's Goat Cheese
- 1 tablespoon olive oil



Topping

- 1/3 cup grated parmesan cheese
- 2 tablespoon dried breadcrumbs
- ¼ teaspoon dried thyme
- ¼ cup Pink Peppercorn Gompei's Goat Cheese


Directions

1. Bring large pot of lightly salted water to boil. Add macaroni and cook for 8-10 minutes or until tender. Drain.
2. Meanwhile, in a medium saucepan, melt the butter over low heat. When the butter is melted and sizzling, stir in the flour to create a paste and cook for 1 minute. Slowly add milk, whisking to create a smooth sauce. Let cook for about 5 minutes or until thick enough to coat the back of a spoon. Remove the pan from the heat and slowly add the grated Parmesan and the goat cheese, whisking to create a smooth sauce.
3. Use the olive oil to grease the bottom of a medium (8-10in) baking dish. Place macaroni in the dish and pour the cheese sauce on top, stirring to gently coat all the macaroni.
4. In a small bowl, make the topping. Mix the Parmesan, breadcrumbs, and thyme. Spoon over the macaron and top with goat cheese.
5. Preheat oven to 350 degrees and bake for about 25-30 minutes, or until the cheese is melted and bubbling and the pasta is hot.



Gompei's Goat Cheese

WPI's First Student-Run Business
Great Cheese for a Great Cause



Quesadilla con Queso de Cabra

Hickory Smoked Goat Cheese and Roasted Corn Quesadillas

Ingredients

- 1 cup fresh corn kernels
- 2/3 cup (5oz) Hickory Smoked Gompei's Goat Cheese
- 8 (6 inch) corn tortillas
- 1/4 cup chopped green onions
- 10 tablespoons salsa verde

Directions

1. Heat a non-stick skillet over medium high heat, add corn and sauté for 2 minutes or until brown. Place corn in a small bowl, add goat cheese. Stir well until blended. Divide corn mixture evenly among 4 tortillas, then sprinkle each tortilla with 1 tablespoon of green onions. Drizzle each with 1 1/2 tablespoons of the salsa verde. Top with remaining 4 tortillas.
2. Heat pan over medium high heat, coat pan with cooking spray. Cook each quesadilla for 1 1/2 minutes each side or until golden. Remove from pan, and keep warm. Repeat this for all quesadillas, Cut each quesadilla into 4 wedges.

