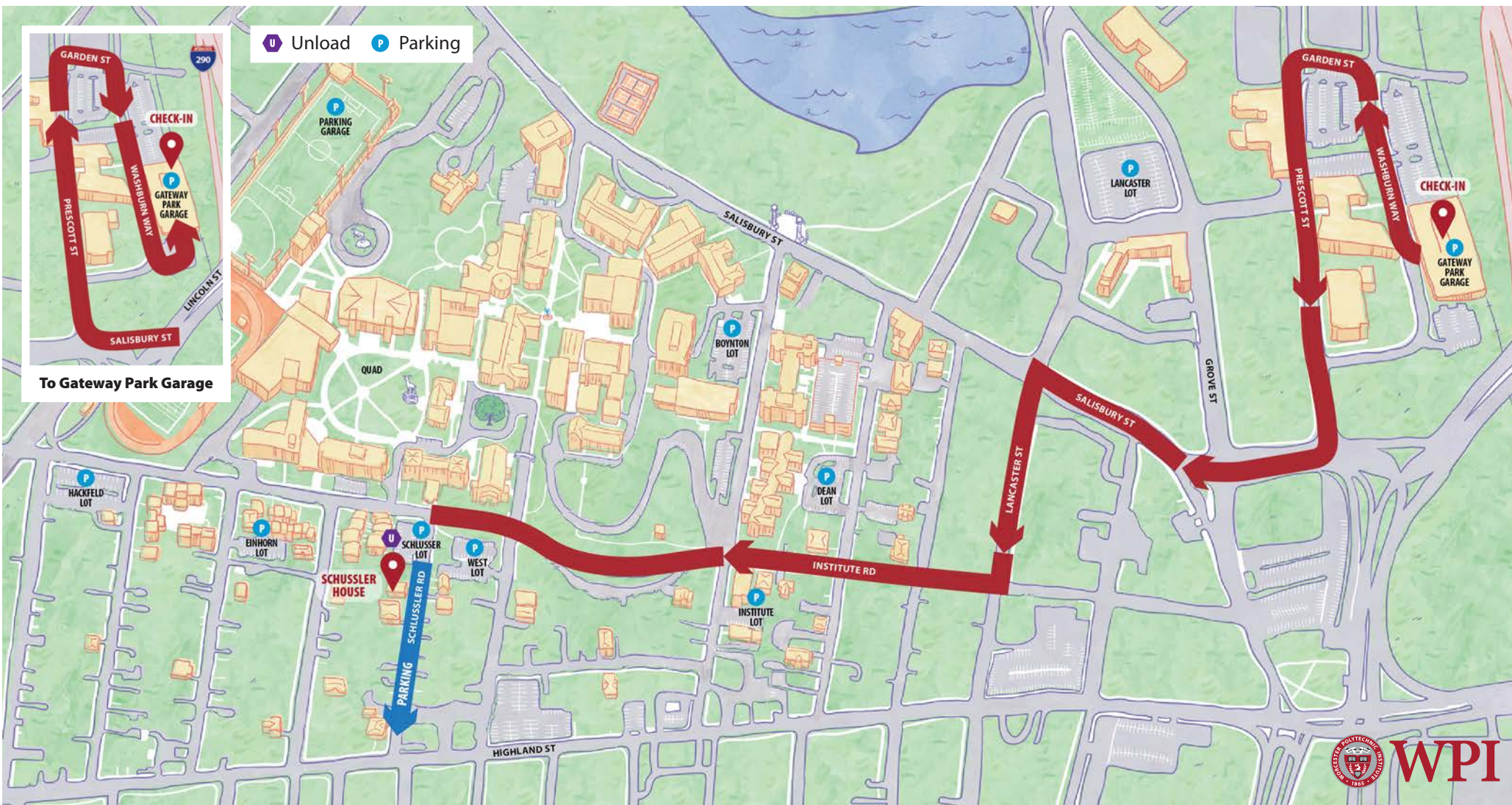




To Gateway Park Garage

U Unload P Parking



TO KEY COLLECTION AT GATEWAY

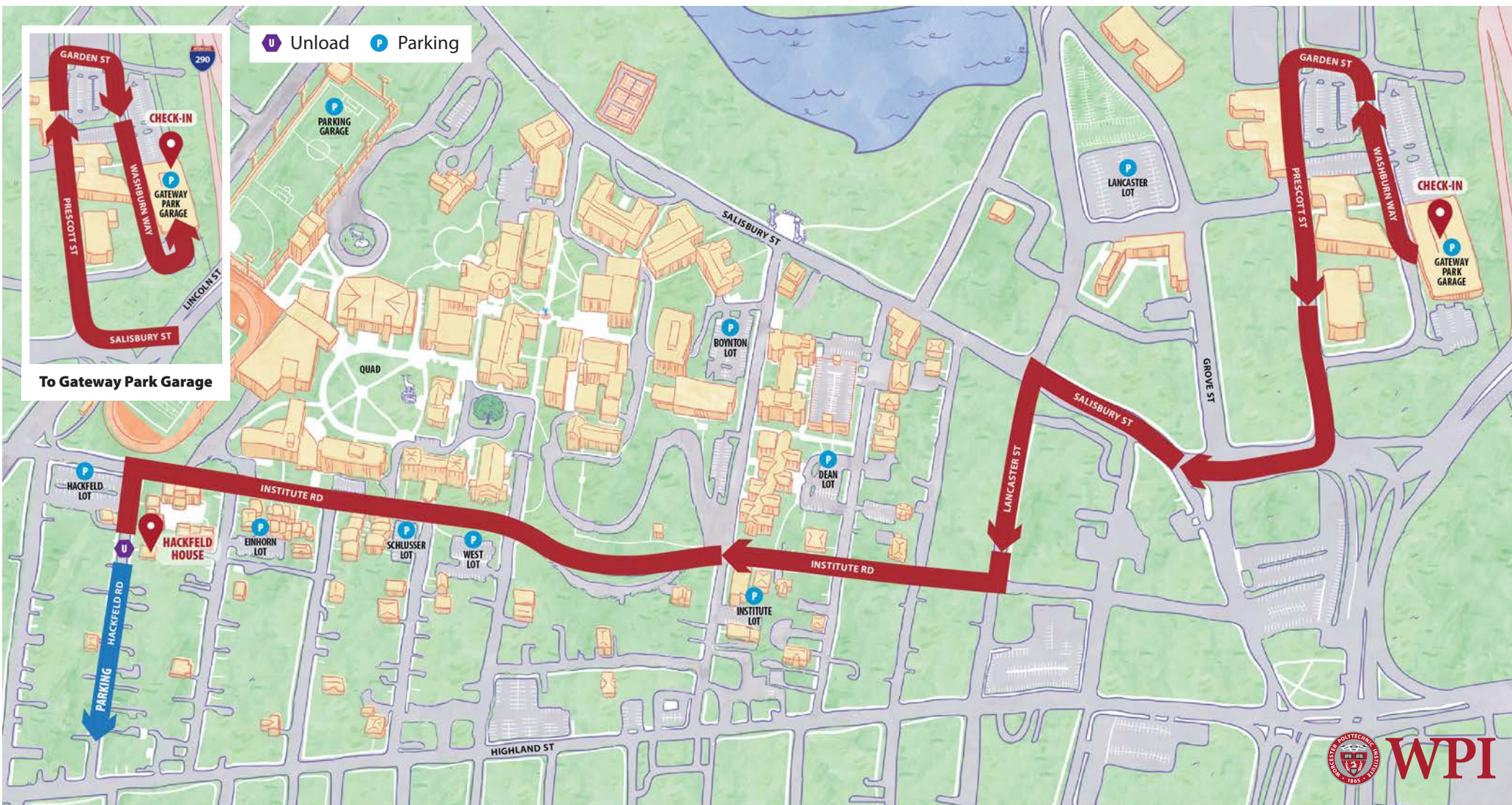
1. Coming from highway **I-290**, turn **west** onto **Salisbury St.**
2. Turn **right** onto **Prescott St.**
3. Turn **right** onto **Garden St.**
4. Turn **right** onto **Washburn Way**
5. Turn **left** into Gateway Park Garage
6. Follow all instructions by staff for travel within parking structure / lot
7. Once you receive your key, follow the directions to your building

TO SCHUSSLER HOUSE FROM KEY COLLECTION AT GATEWAY

1. Exit Gateway lot and turn **right** on **Washburn Way**
2. Turn **left** onto **Garden St.**
3. Turn **left** onto **Prescott St.**
4. Turn **right** onto **Salisbury St.**
5. Turn **left** onto **Lancaster St.**
6. Turn **right** onto **Institute Rd.**
7. Turn **left** onto **Schussler Rd.**
8. Follow all instructions by staff for travel around the building
9. Unload from the street by the building
10. Once you have unloaded your belongings, please relocate your vehicle to one of the WPI parking lots



U Unload P Parking

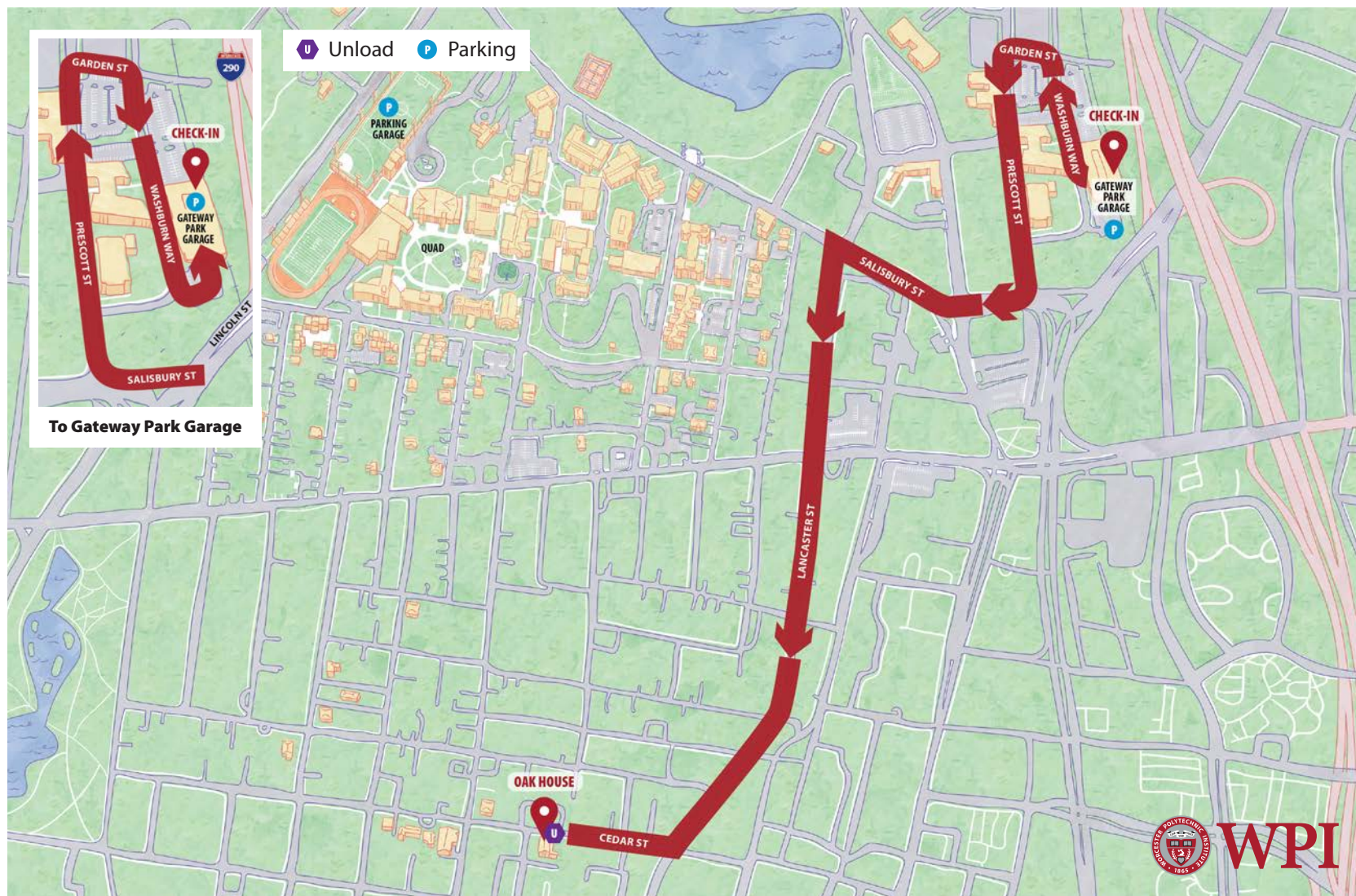


TO KEY COLLECTION AT GATEWAY

1. Coming from highway **I-290**, turn west onto **Salisbury St.**
2. Turn **right** onto **Prescott St.**
3. Turn **right** onto **Garden St.**
4. Turn **right** onto **Washburn Way**
5. Turn **left** into Gateway Park Garage
6. Follow all instructions by staff for travel within parking structure / lot
7. Once you receive your key, follow the directions to your building

TO HACKFELD HOUSE FROM KEY COLLECTION AT GATEWAY

1. Exit Gateway lot and turn **right** on **Washburn Way**
2. Turn **left** onto **Garden St.**
3. Turn **left** onto **Prescott St.**
4. Turn **right** onto **Salisbury St.**
5. Turn **left** onto **Lancaster St.**
6. Turn **right** onto **Institute Rd.**
7. Turn **left** onto **Hackfeld Rd.**
8. Follow all instructions by staff for travel around the building
9. Unload from the street by the building
10. Once you have unloaded your belongings, please relocate your vehicle to one of the WPI parking lots

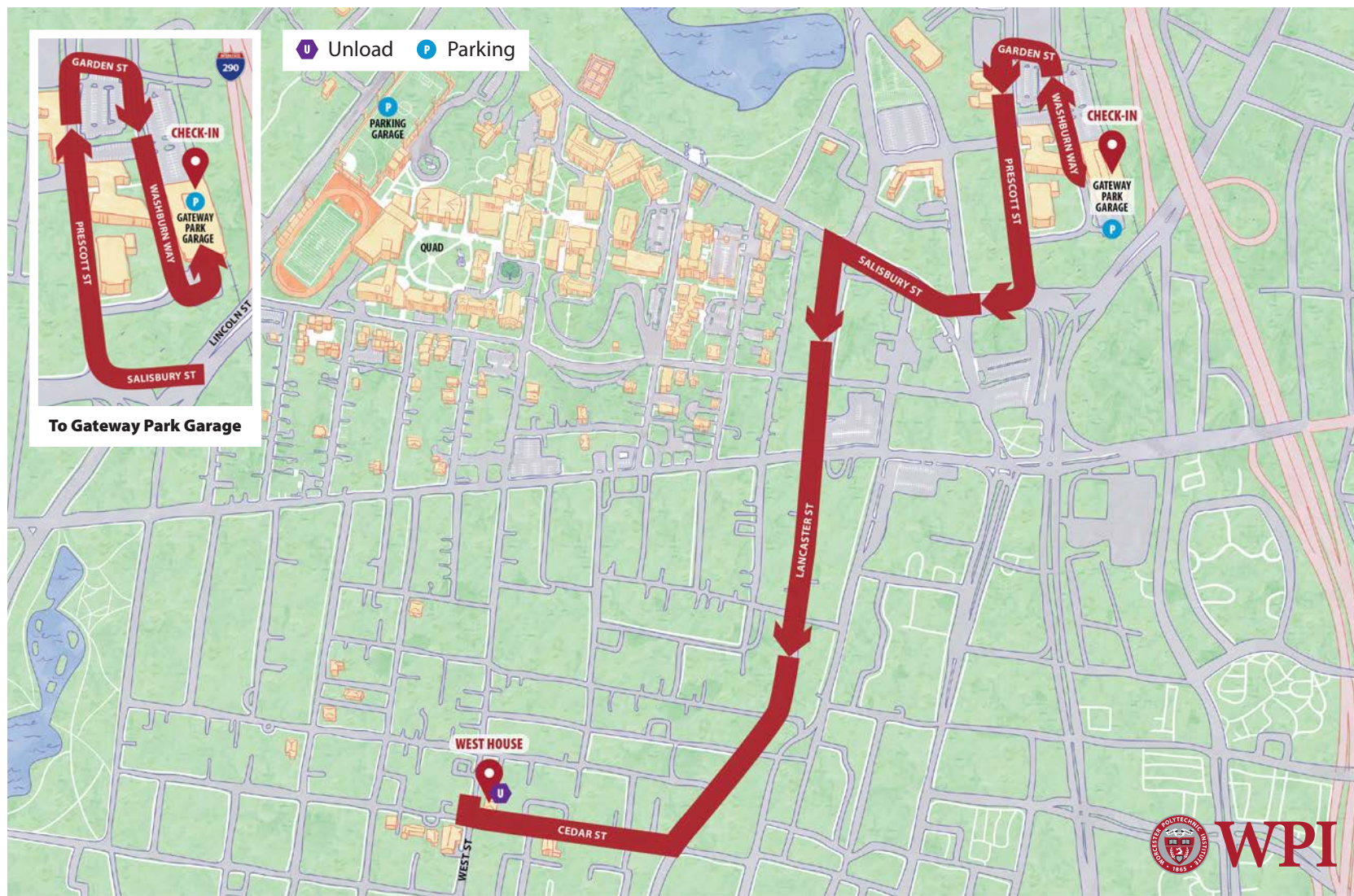


TO KEY COLLECTION AT GATEWAY

1. Coming from highway **I-290**, turn **west** onto **Salisbury St.**
2. Turn **right** onto **Prescott St.**
3. Turn **right** onto **Garden St.**
4. Turn **right** onto **Washburn Way**
5. Turn **left** into Gateway Park Garage
6. Follow all instructions by staff for travel within parking structure / lot
7. Once you receive your key, follow the directions to your building

TO OAK HOUSE FROM KEY COLLECTION AT GATEWAY

1. Exit Gateway lot and turn **right** on **Washburn Way**
2. Turn **left** onto **Garden St.**
3. Turn **left** onto **Prescott St.**
4. Turn **right** onto **Salisbury St.**
5. Turn **left** onto **Lancaster St.**
6. Turn **right** onto **Cedar St.**
7. Turn **left** into Oak House Lot
8. Follow all instructions by staff for travel around the building / within parking lot
9. Unload belongings from within the parking lot / the street by the house
10. Once you have unloaded your belongings, please relocate your vehicle to one of the WPI parking lots

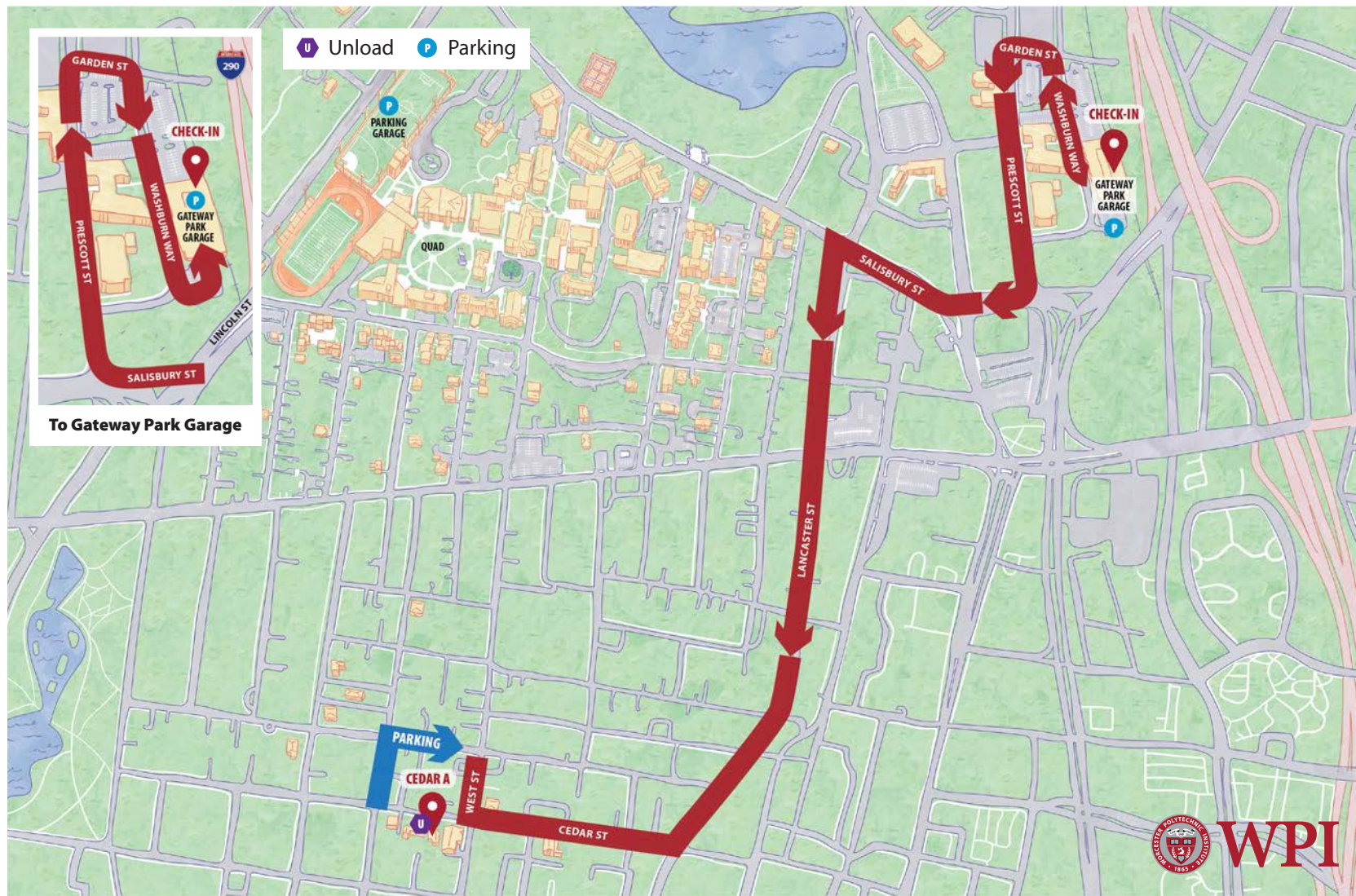


TO KEY COLLECTION AT GATEWAY

1. Coming from highway **I-290**, turn **west** onto **Salisbury St.**
2. Turn **right** onto **Prescott St.**
3. Turn **right** onto **Garden St.**
4. Turn **right** onto **Washburn Way**
5. Turn **left** into Gateway Park Garage
6. Follow all instructions by staff for travel within parking structure / lot
7. Once you receive your key, follow the directions to your building

TO WEST HOUSE FROM KEY COLLECTION AT GATEWAY

1. Exit Gateway lot and turn **right** on **Washburn Way**
2. Turn **left** onto **Garden St.**
3. Turn **left** onto **Prescott St.**
4. Turn **right** onto **Salisbury St.**
5. Turn **left** onto **Lancaster St.**
6. Turn **right** onto **Cedar St.**
7. Turn **right** onto **West St.**
8. Turn **right** into West House Lot
9. Follow all instructions by staff for travel around the building / within parking lot
10. Unload belongings from within the parking lot / the street by the house
11. Once you have unloaded your belongings, please relocate your vehicle to one of the WPI parking lots

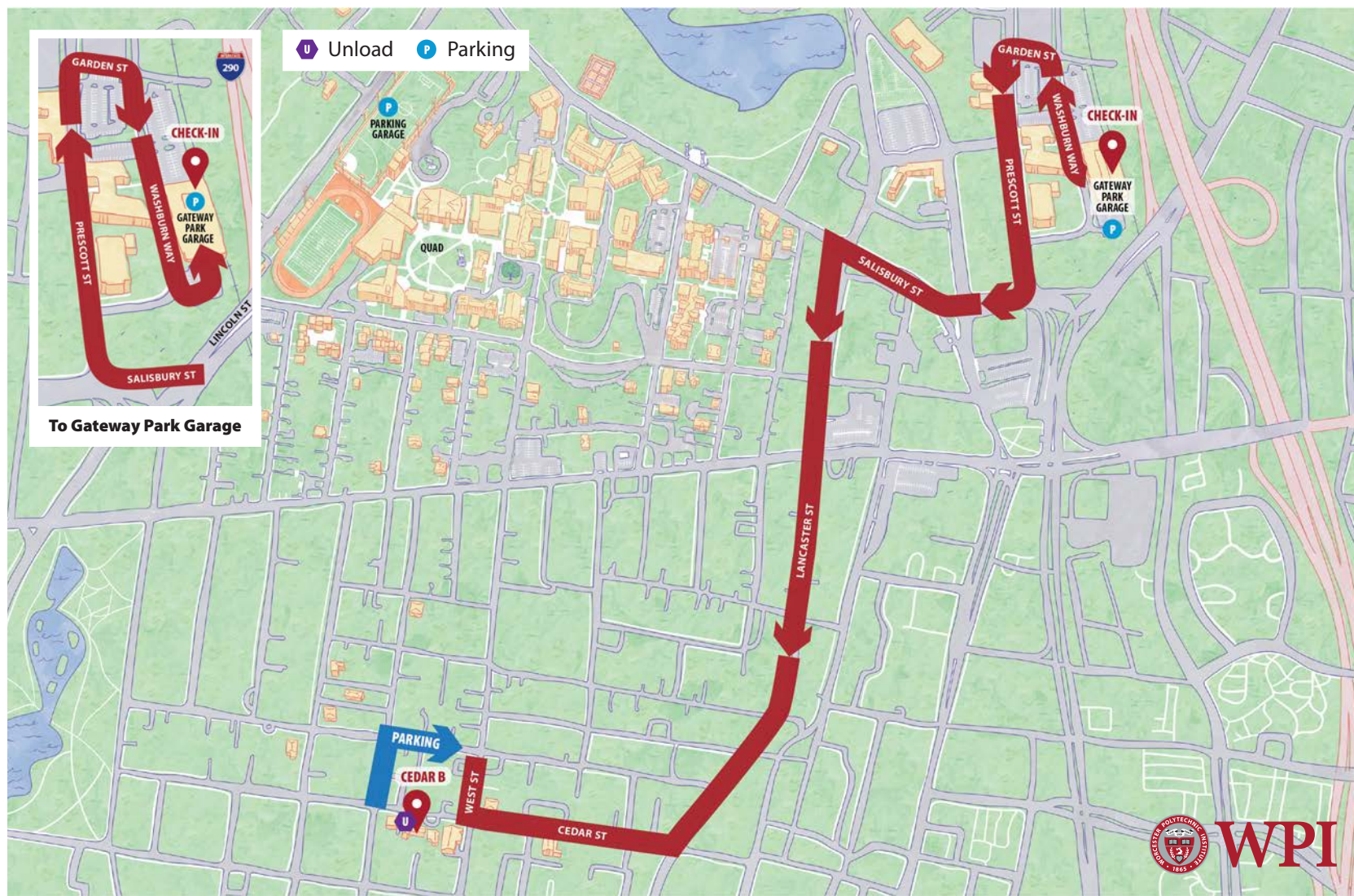


TO KEY COLLECTION AT GATEWAY

1. Coming from highway **I-290**, turn **west** onto **Salisbury St.**
2. Turn **right** onto **Prescott St.**
3. Turn **right** onto **Garden St.**
4. Turn **right** onto **Washburn Way**
5. Turn **left** into Gateway Park Garage
6. Follow all instructions by staff for travel within parking structure / lot
7. Once you receive your key, follow the directions to your building

TO CEDAR A FROM KEY COLLECTION AT GATEWAY

1. Exit Gateway lot and turn **right** on **Washburn Way**
2. Turn **left** onto **Garden St.**
3. Turn **left** onto **Prescott St.**
4. Turn **right** onto **Salisbury St.**
5. Turn **left** onto **Lancaster St.**
6. Turn **right** onto **Cedar St.**
7. Turn **right** onto **West St.**
8. Follow all instructions by staff for travel around the building
9. Unload belongings from the street by the house
10. Once you have unloaded your belongings, please relocate your vehicle to one of the WPI parking lots

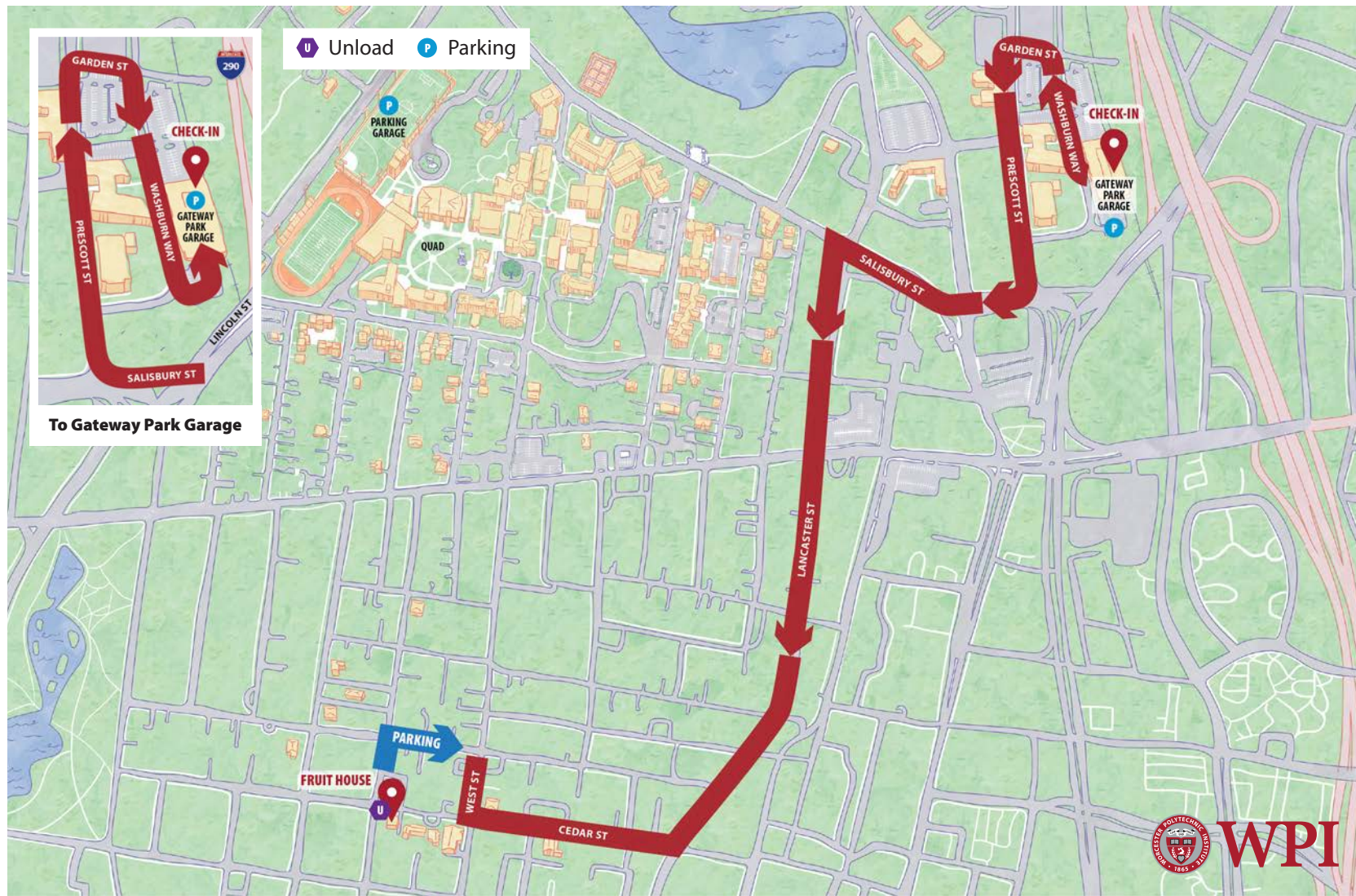


TO KEY COLLECTION AT GATEWAY

1. Coming from highway **I-290**, turn **west** onto **Salisbury St.**
2. Turn **right** onto **Prescott St.**
3. Turn **right** onto **Garden St.**
4. Turn **right** onto **Washburn Way**
5. Turn **left** into Gateway Park Garage
6. Follow all instructions by staff for travel within parking structure / lot
7. Once you receive your key, follow the directions to your building

TO CEDAR B FROM KEY COLLECTION AT GATEWAY

1. Exit Gateway lot and turn **right** on **Washburn Way**
2. Turn **left** onto **Garden St.**
3. Turn **left** onto **Prescott St.**
4. Turn **right** onto **Salisbury St.**
5. Turn **left** onto **Lancaster St.**
6. Turn **right** onto **Cedar St.**
7. Turn **right** onto **West St.**
8. Follow all instructions by staff for travel around the building
9. Unload belongings from the street by the house
10. Once you have unloaded your belongings, please relocate your vehicle to one of the WPI parking lots

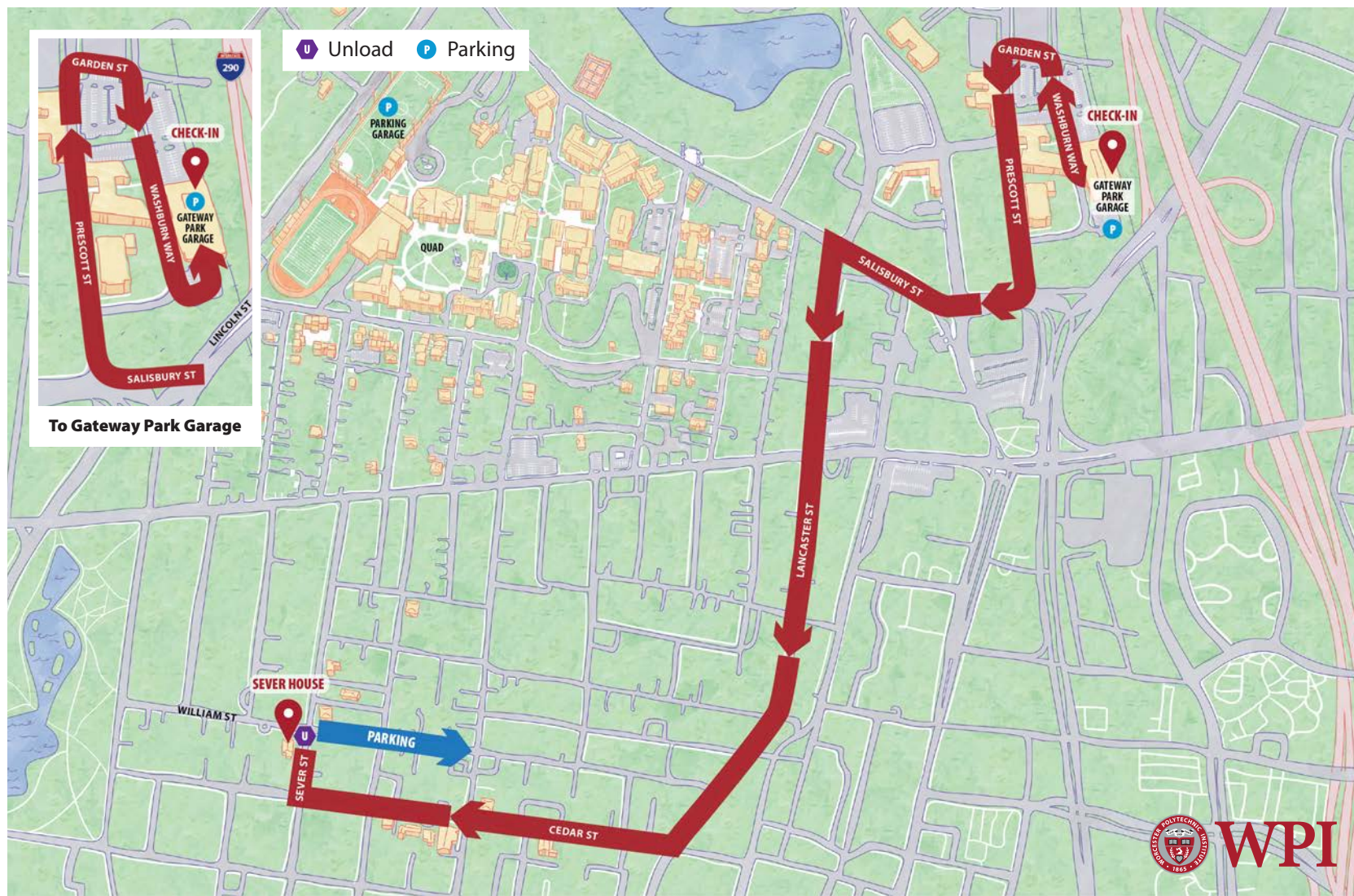


TO KEY COLLECTION AT GATEWAY

1. Coming from highway **I-290**, turn **west** onto **Salisbury St.**
2. Turn **right** onto **Prescott St.**
3. Turn **right** onto **Garden St.**
4. Turn **right** onto **Washburn Way**
5. Turn **left** into Gateway Park Garage
6. Follow all instructions by staff for travel within parking structure / lot
7. Once you receive your key, follow the directions to your building

TO FRUIT HOUSE FROM KEY COLLECTION AT GATEWAY

1. Exit Gateway lot and turn **right** on **Washburn Way**
2. Turn **left** onto **Garden St.**
3. Turn **left** onto **Prescott St.**
4. Turn **right** onto **Salisbury St.**
5. Turn **left** onto **Lancaster St.**
6. Turn **right** onto **Cedar St.**
7. Turn **right** onto **West St.**
8. Follow all instructions by staff for travel around the building
9. Unload belongings from the street by the house
10. Once you have unloaded your belongings, please relocate your vehicle to one of the WPI parking lots

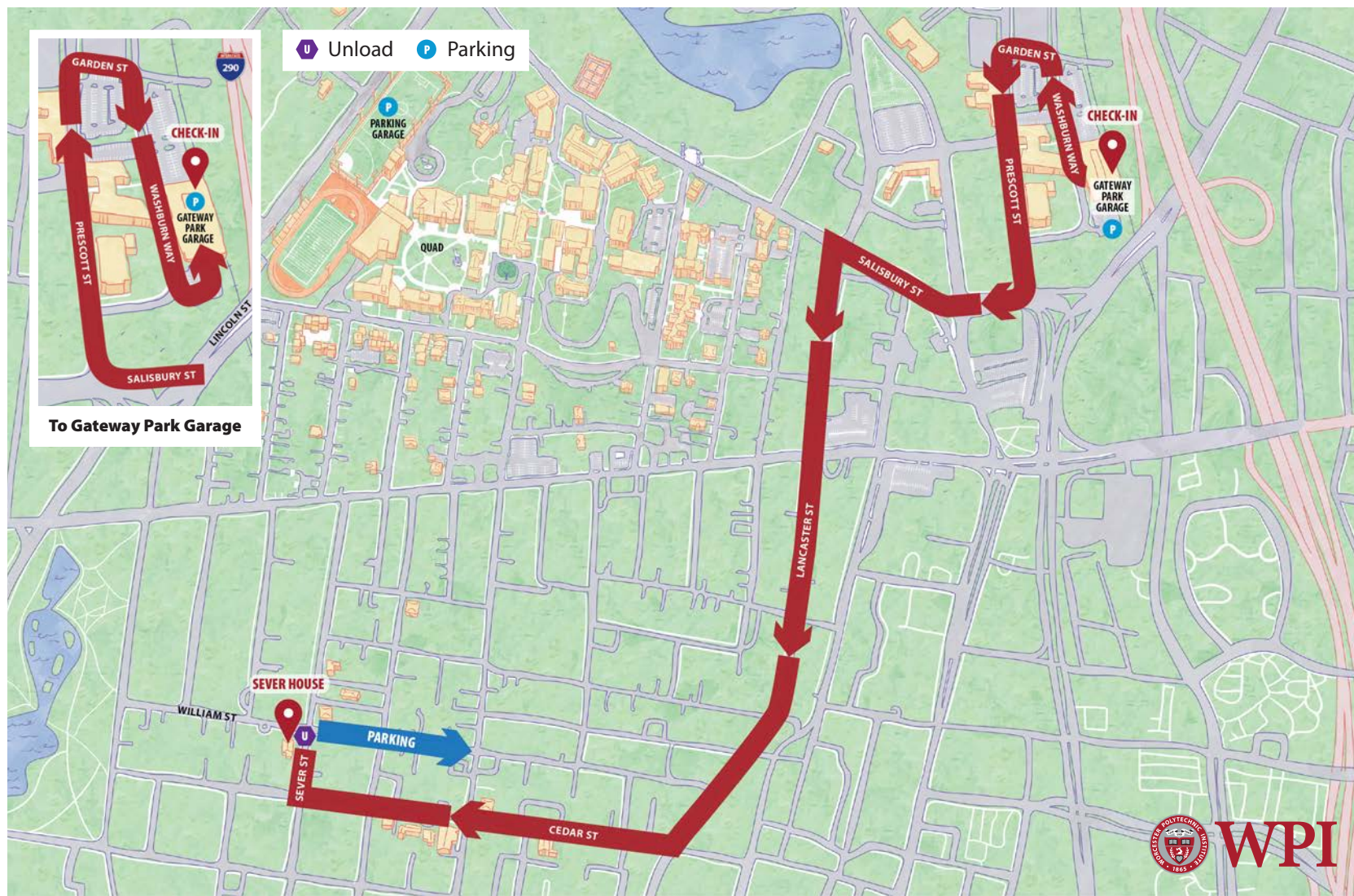


TO KEY COLLECTION AT GATEWAY

1. Coming from highway **I-290**, turn **west** onto **Salisbury St.**
2. Turn **right** onto **Prescott St.**
3. Turn **right** onto **Garden St.**
4. Turn **right** onto **Washburn Way**
5. Turn **left** into Gateway Park Garage
6. Follow all instructions by staff for travel within parking structure / lot
7. Once you receive your key, follow the directions to your building

TO SEVER HOUSE FROM KEY COLLECTION AT GATEWAY

1. Exit Gateway lot and turn **right** on **Washburn Way**
2. Turn **left** onto **Garden St.**
3. Turn **left** onto **Prescott St.**
4. Turn **right** onto **Salisbury St.**
5. Turn **left** onto **Lancaster St.**
6. Turn **right** onto **Cedar St.**
7. Turn **right** onto **Sever St.**
8. Follow all instructions by staff for travel around the building
9. Unload belongings from the street by the house
10. Once you have unloaded your belongings, please relocate your vehicle to one of the WPI parking lots

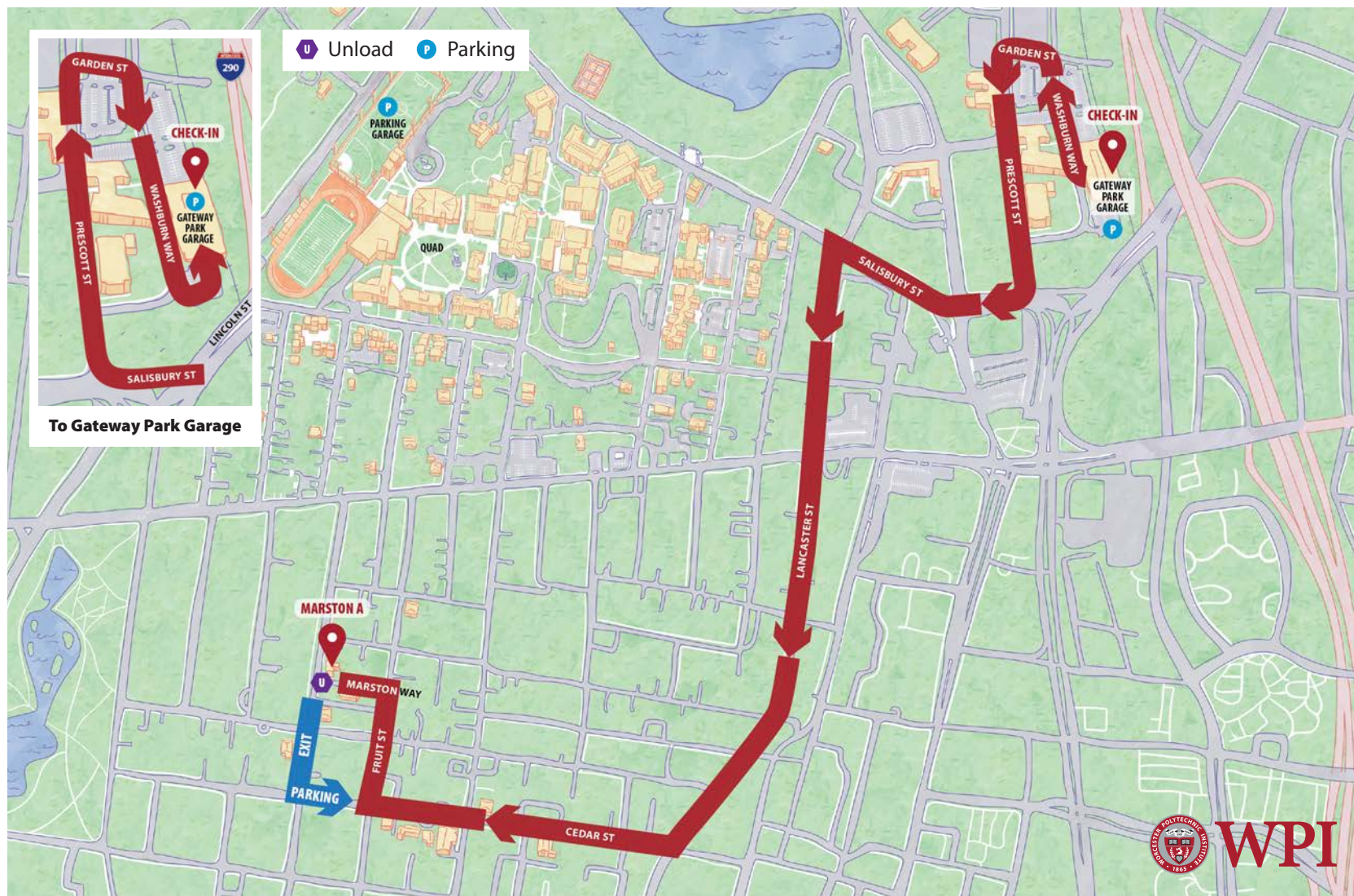


TO KEY COLLECTION AT GATEWAY

1. Coming from highway **I-290**, turn west onto **Salisbury St.**
2. Turn **right** onto **Prescott St.**
3. Turn **right** onto **Garden St.**
4. Turn **right** onto **Washburn Way**
5. Turn **left** into Gateway Park Garage
6. Follow all instructions by staff for travel within parking structure / lot
7. Once you receive your key, follow the directions to your building

TO WILLIAM HOUSE FROM KEY COLLECTION AT GATEWAY

1. Exit Gateway lot and turn **right** on **Washburn Way**
2. Turn **left** onto **Garden St.**
3. Turn **left** onto **Prescott St.**
4. Turn **right** onto **Salisbury St.**
5. Turn **left** onto **Lancaster St.**
6. Turn **right** onto **Cedar St.**
7. Turn **right** onto **Sever St.**
8. Turn **right** onto **William St.**
9. Follow all instructions by staff for travel around the building
10. Unload belongings from the street by the house
11. Once you have unloaded your belongings, please relocate your vehicle to one of the WPI parking lots

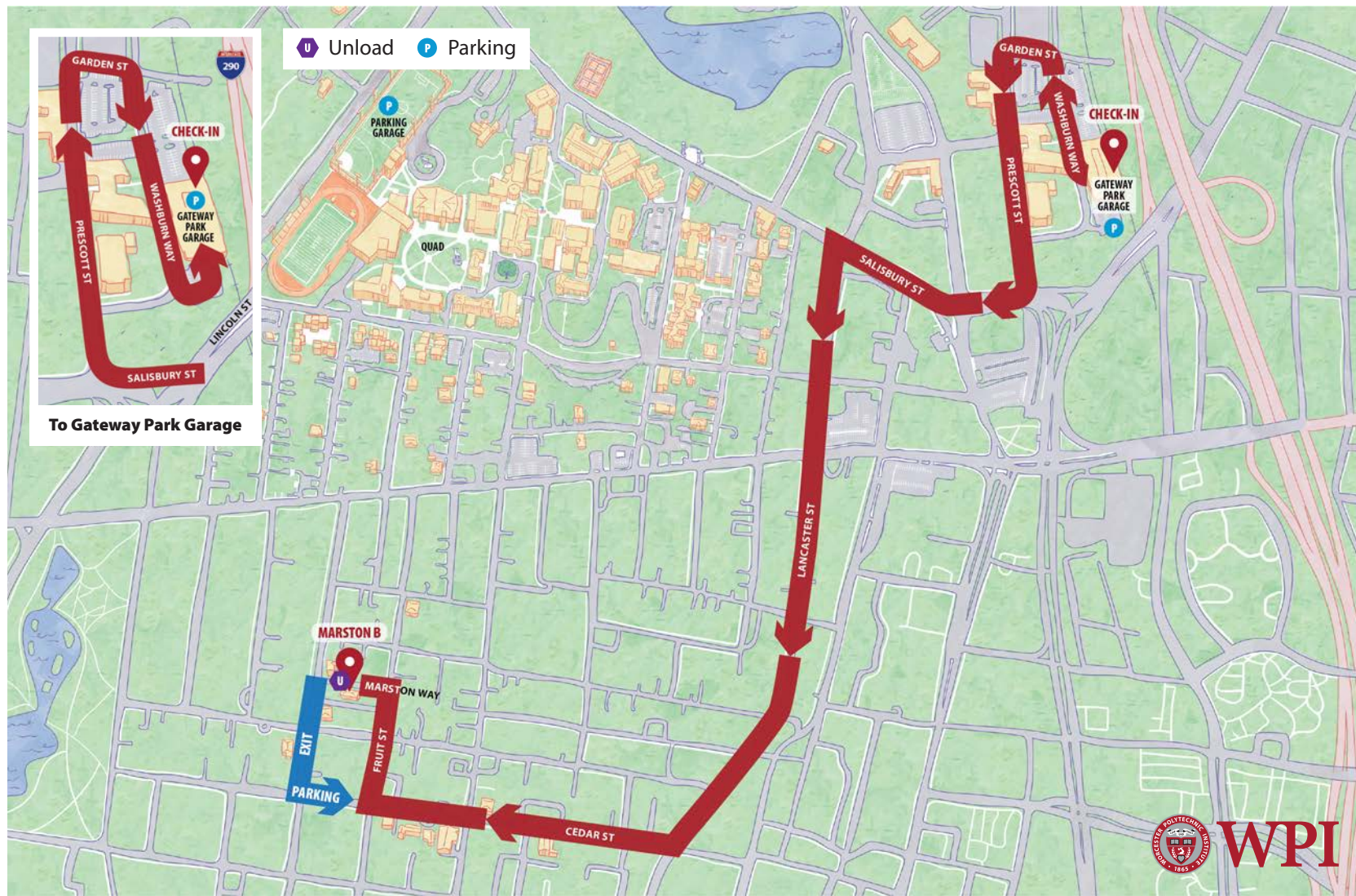


TO KEY COLLECTION AT GATEWAY

1. Coming from highway **I-290**, turn **west** onto **Salisbury St.**
2. Turn **right** onto **Prescott St.**
3. Turn **right** onto **Garden St.**
4. Turn **right** onto **Washburn Way**
5. Turn **left** into Gateway Park Garage
6. Follow all instructions by staff for travel within parking structure / lot
7. Once you receive your key, follow the directions to your building

TO MARSTON A FROM KEY COLLECTION AT GATEWAY

1. Exit Gateway lot and turn **right** on **Washburn Way**
2. Turn **left** onto **Garden St.**
3. Turn **left** onto **Prescott St.**
4. Turn **right** onto **Salisbury St.**
5. Turn **left** onto **Lancaster St.**
6. Turn **right** onto **Cedar St.**
7. Turn **right** onto **Fruit St.**
8. Turn **left** onto **Marston Way**
9. Follow all instructions by staff for travel around the building
10. Unload belongings from the street by the house
11. Once you have unloaded your belongings, please relocate your vehicle to one of the WPI parking lots



TO KEY COLLECTION AT GATEWAY

1. Coming from highway **I-290**, turn **west** onto **Salisbury St.**
2. Turn **right** onto **Prescott St.**
3. Turn **right** onto **Garden St.**
4. Turn **right** onto **Washburn Way**
5. Turn **left** into Gateway Park Garage
6. Follow all instructions by staff for travel within parking structure / lot
7. Once you receive your key, follow the directions to your building

TO MARSTON B FROM KEY COLLECTION AT GATEWAY

1. Exit Gateway lot and turn **right** on **Washburn Way**
2. Turn **left** onto **Garden St.**
3. Turn **left** onto **Prescott St.**
4. Turn **right** onto **Salisbury St.**
5. Turn **left** onto **Lancaster St.**
6. Turn **right** onto **Cedar St.**
7. Turn **right** onto **Fruit St.**
8. Turn **left** onto **Marston Way**
9. Follow all instructions by staff for travel around the building
10. Unload belongings from the street by the house
11. Once you have unloaded your belongings, please relocate your vehicle to one of the WPI parking lots