

Department Name

DEPARTMENT HERO IMAGE GUIDELINES

- SELECT PHOTO
- CROP: 1400 X 650 PIXELS
- CHOOSE FULL-BLEED
- ESNURE DEPARTMENT NAME IS LEGIBLE WITH PHOTO BEHIND IT



Want To See This Block In Action?
[Click Here to watch a tutorial for the Hero section!](#)

1

VALUE PROPOSITION

- Break up larger sections of text with a bold headline sentence.



Want To See This Block In Action?
[Click Here to watch a tutorial for this section!](#)

OFFSIDE MENU

- To request a collapsible “offside” menu or to make any other changes to the menu, email cmshelp@wpi.edu

In the Department of Lorem Ipsum at WPI, our work goes far beyond the theoretical.

Our faculty members and students are creative problem solvers who are passionate about using biological concepts in innovative, applicable ways. Ranging from cancer biology and infectious disease research to studies of brain plasticity and the health effects of environmental contaminants, student-driven research at WPI is making an impact.

Interdisciplinary collaboration at WPI leads to game-changing breakthroughs.

At our state-of-the-art research facilities, students, faculty, and company researchers collaborate across disciplines. The free exchange of ideas enable critical advances in healthcare, therapeutics, regenerative biology, the environment, and more.

EXPLORE

Areas of Study

To learn more about a degree program, click on a corresponding black button in the table below.

 Degree is also offered online.

Area of Study	Bachelor	Minor	Certificate	Master	PhD
Bioinformatics & Computational Biology	BACHELOR			MASTER	PHD
Biology		MINOR			
Biology & Biotechnology	BACHELOR			MASTER	PHD

← Schools, Departments & Programs

Department Name

Faculty & Staff

Research

Undergraduate Programs

Graduate Programs

BS/MS in Degree Name

News & Events

Resources

CONTACT

Location: [60 Prescott Street](#)
(Gateway Park I)

Phone: 508-831-5543

Fax: 508-831-5936

dept-web@wpi.edu

Social Media



EXPLORE

Areas of Study

To learn more about a degree program, click on a corresponding black button in the table below.

EXPLORE

Areas of Study

To learn more about a degree program, click on a corresponding black button in the table below.

EXPLORE

Areas of Study

To learn more about a degree program, click on a corresponding black button in the table below.

DESCRIPTION BODY

2A

*Ability to add a Title, Pre-title and Body Text.
Feel free to use the copy that is listed here in the guide.*

*Ability to add a Title, Pre-title and Body Text.
Feel free to use the copy that is listed here in the guide.*

*Ability to add a Title, Pre-title and Body Text.
Feel free to use the copy that is listed here in the guide.*

2B

- Please include this Block on your main department page, and consider placing it on the Undergrad / Grad degree pages: locations where a potential student may be looking for this.
- If an academic track is missing from your department's Areas of Study matrix, contact cmshelp@wpi.edu.

- Please include this Block on your main department page, and consider placing it on the Undergrad / Grad degree pages: locations where a potential student may be looking for this.
- If an academic track is missing from your department's Areas of Study matrix, contact cmshelp@wpi.edu.

CHOOSE 'WPI AREAS OF STUDY BLOCK'

[+ Add block](#)

 Choose a block

WPI Areas of study block

DISCOVER

Your Future in Biology and Biotechnology

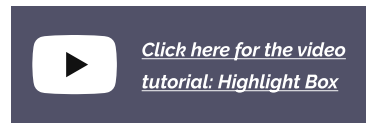
DISCOVER

Your Future in Biology and Biotechnology

3A

USE HIGHLIGHT BOX BLOCK - No body text required.

USE HIGHLIGHT BOX BLOCK - No body text required.



Leave blank

Configure block

Block description Highlight Box

Title

Your Future in Biology and Biotechnology













The title of the block as shown to the user.



☒ Display title

Pre-Title

DISCOVER

Body

B *I* u            

Paragraph   Source

SCROLL DOWN TO BOTTOM SETTINGS

Media Location

Left

Background Color

White

Update

Configure block

Block description Highlight Box

Title

Your Future in Biology and Biotechnology













The title of the block as shown to the user.



☒ Display title

Pre-Title

DISCOVER

Body

B *I* u            

Paragraph   Source

SCROLL DOWN TO BOTTOM SETTINGS

About text formats

Media Location

Left

Background Color

White

Update

Popular Careers in Degree and Degree Track Two

Bioinformatician, wildlife biologist, geneticist, biomanufacturing engineer—there's no limit.

Average Starting Salaries

For WPI department and second department graduates:

\$00,000 - Master's degree

\$00,000 - Master's degree
\$00,000 - Bachelor's degree

> BENEFITS OF OUR BS/MS

Alumni Success Stories

Real-world impact that inspires a new generation of makers, leaders, and boundary breakers.

> SEE JENNIFER'S CAREER JOURNEY

3B

(NEXT PAGE)

APPLY

Interested in studying at WPI?

Shape the future with a one-of-a-kind education. Take your first step today.

Apply to Undergraduate Program

Apply to Graduate Program

Info on BS/MS in Biotechnology

Meet Our Students



Sophia Kouznetsov '26

BS in Psychological & Cognitive Sciences, Bioinformatics & Computational Biology

"Something that drew me to WPI was the unique undergraduate research opportunities. Since the beginning of my freshman year, I have been a research associate" [...]

> READ MORE

<


>

ELEMENTS OF BLOCK

BLOCK TITLE

Hands-On Learning in State-of-the-Art Facilities

PHOTO CROP:
1000 X 450



PRE-TITLE

DYNAMIC INNOVATION

TITLE

Build Career-Ready Skills Using the Latest Tech

DESCRIPTION BODY

Sed ut perspiciatis unde omnis iste natus error sit voluptatem accusantium doloremque laudantium, totam rem aperiam, eaque ipsa quae ab illo inventore veritatis et quasi architecto beatae vitae dicta sunt explicabo. emo enim ipsam voluptatem quia voluptas sit aspernatur aut odit aut fugit, sed quia consequuntur magni dolores eos qui ratione voluptatem sequi nesciunt. Neque porro quisquam est, qui dolorem ipsum quia.

4

FEATURED LINKS

Click here for the video tutorial: Featured Links

PRE-TITLE

TITLE

BUTTONS

Buttons Style

Primary-Fill (Red) Buttons

EXAMPLE OF TITLE CONTENT

Interested in Studying at WPI?

☒ Display title

APPLY

CHOOSE FEATURED LINKS

Add a new content block

Accordion

Add to Calendar Buttons

Anchors

Blog Feed

Body Text

Brief Content

Code Block

Directory Widget (Faculty/Staff)

Facts and Figures

FAQ

Featured Links

Featured Student Voices

Feature Story

5

STUDENT SPOTLIGHT BLOCK

This will pull in profiles from Student Voices.

Please Choose 2-3 students in your department

Click here for the video tutorial: Student Spotlight

Meet Our Students

The title of the block as shown to the user.

☒ Display title

Background Color

White

Header Link

URL

/student-experience/community/voices/lauren-abraham

Start typing the title of a piece of content to select it. You can also enter an internal path such as /node/add or an external URL, such as http://example.com. Enter <front> to link to the front page. Enter <links> to display link text only. Enter <buttons> to display keyboard-accessible link text only.

Link text

Attributes

Target

New window/_blank

Student

Lauren a

Lauren Abraham, MS 2026 (180476)

Remove

Add another item

Update

6

1-COLUMN ROTATING HIGHLIGHT BOX

Choose 2-3 aspects or features of your department

Click here for the video tutorial: Rotating Highlight Box

Configure Section 10

Add block

Add section

Quote

Quote (Reference)

Rotating Highlight Box

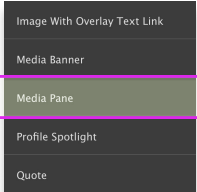
Simple Banner

Social Media



7A

- CHOOSE MEDIA PANE BLOCK
- **FEATURED PHOTO OF LAB OR CLASSROOM:**
 - **CROP: 1000 X 350**



Configure block

Block description Media Pane

Title

Department Facilities Here

The title of the block as shown to the user.

☐ Display title

Intro Copy ([Edit summary](#))

B *I*

Paragraph Source

Background Color

White

Media

No media items are selected.

[Update widget](#) [Add media](#)

[Add block](#)

PARTNER WITH US

Workforce Training and Facilities

Biomanufacturing Education & Training Center:

[Visit BETC Site](#)

Learn more about BPL:

[Visit BPL Site](#)

Life Sciences & Bioengineering Center:

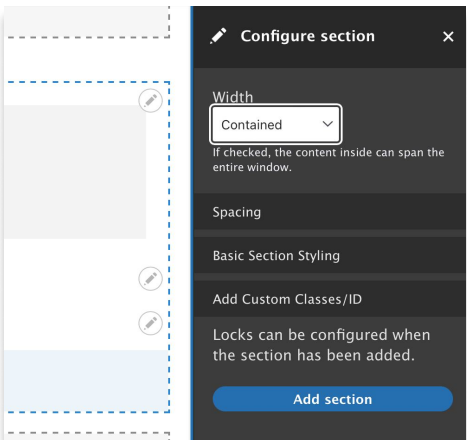
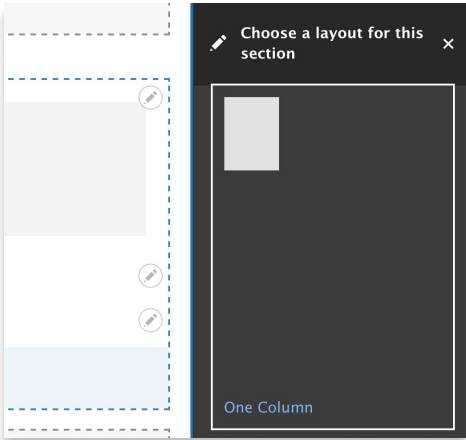
[Visit Life Sciences Site](#)

Consider adding WPI/UMass Medical association:

[Visit WPI/UMass Info](#)

7B

TEXT HEADING:
1-COLUMN FEATURED LINKS BLOCK (Do not include images or links)



CHOOSE "+ CREATE CONTENT BLOCK"
NEXT, CHOOSE "FEATURED LINKS" FROM LIST

Configure block

Block description Featured Links

Title

Workforce Training & Facilities

The title of the block as shown to the user.

☒ Display title

Pre-Title

PARTNER WITH US

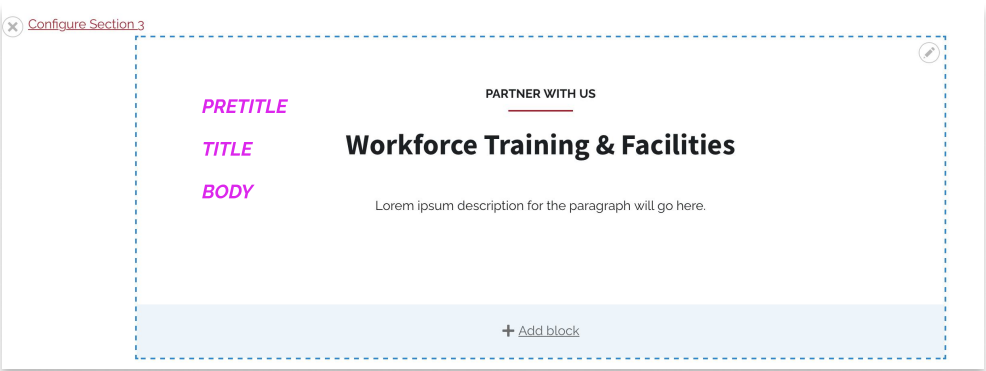
Body


B *I*

Paragraph Source [Text alignment](#)

Lorem ipsum description for the paragraph will go here.

POWERED BY Creditor





7A

PARTNER WITH US

7B

Workforce Training and Facilities

Biomanufacturing Education & Training Center:

Visit BETC Site

Life Sciences & Bioengineering Center:

Visit Life Sciences Site

Learn more about BPL:

Visit BPL Site

Consider adding WPI/UMass Medical association:

Visit WPI/UMass Info

7C

1

ADD SECTION: CREATE 2-COLUMN SECTION



[Click here for the video tutorial:
Create A 2-Column Section](#)

2

ADD A BLOCK FOR EACH LINK:

- CHOOSE CREATE CONTENT BLOCK
- CHOOSE FEATURED LINKS



[Click here for the video tutorial:
Featured Links](#)

3

- INPUT TITLE, URL AND BUTTON CALL TO ACTION
- SELECT SECONDARY OUTLINED TREATMENT

Block description Featured Links

Title

Workforce 2

The title of the block as shown to the user.

☐ Display title

Pre-Title

Body

B *I* Ω

Paragraph Source

Life Sciences & Bioengineering Center

Target

Same window (_self)

Class

Button Type

Secondary Outlined

4

DUPLICATE SAME PROCESS FOR
EACH ADDITIONAL LINK

Life Sciences & Bioengineering Center

Second Link

+ Add block

Biomanufacturing Education & Training Center:

Visit BETC Site

Biology & Biotechnology ProjectLab:

Visit BPL Site

Life Sciences & Bioengineering Center:

Visit Life Sciences Site

UMass Chan Medical School:

Visit WPI/UMass Link

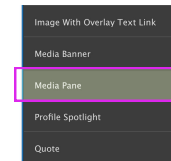
+ Add block

8A

CHOOSE MEDIA PANE BLOCK

SAME AS ABOVE, 7A.

- **FEATURED PHOTO OF LAB OR CLASSROOM:**
- **CROP: 1000 X 350**



Configure block

Block description: Media Pane
Title

Department Facilities Hero

The title of the block as shown to the user.
☐ Display title
Intro Copy **edit summary**

B *I* u

Paragraph Source

Background Color

White

Media

No media items are selected.

Update widget

Add media

Our Mission

To deliver the highest quality Life Science education through including project-based learning, foster research that enriches our understanding of life's principles and impacts health and to build a community that nurtures a sense of collegiality and shared responsibility.

Our Vision

To cultivate scientific literacy and curiosity among students and to generate new knowledge through our research that drives change for the better. OUR VALUES are centered around knowledge, skill, and community.

Our Community

Includes undergraduates (our best ambassadors, tuition driven institution), Masters' students (work force development), Doctoral students (research), K-12 (pipeline, outreach), alumni, faculty, staff, and parents.

**8B**

CHOOSE 3-COLUMN LINKS WITH IMAGES BLOCK,
SAME AS ABOVE, 3B.

**No images or links are used here.*

(FOOTER)