

WPI

First Destination Outcomes Report Class of 2020

Executive Summary

First Destination Outcomes Report for the Class of 2020

The Career Development Center (CDC) is pleased to present the WPI First Destination Outcomes Report for the Class of 2020, following standards set by the National Association of Colleges and Employers (NACE). For details on data collection and reporting, see the Methodology section of this report. Highlights for the class of 2020 include:

Knowledge Rate

The **Knowledge Rate for bachelor's degree graduates remains high** (84.8%), much higher than the typical national average of 65% (NACE First Destination Report 2018). The Knowledge Rate is the proportion of graduates for whom at least some career information was collected. The Knowledge Rate for all degree levels combined (bachelor's, master's, PhD) was 83.2%.

Success Rate

The **Success Rate for bachelor's degree graduates is 91.3%**, higher than the typical national average of 86% (NACE First Destination Report 2018). The success rate is the proportion of graduates who are employed, in graduate school, or on active duty military or volunteer service for whom data was collected excluding those "not seeking". The Success Rate for all degree levels combined (bachelor's, master's, PhD) was 92.7%.

Average Starting Salary

The average starting salary for bachelor's degree graduates increased slightly (1.2%) over the previous year to **\$72,951**, with 64.5% of employed bachelor's degree graduates reporting salary data.

Employer Engagement

Hundreds of employers recruited on-campus during the academic year and the Career Development Center rapidly pivoted to offer additional virtual recruiting options when the Covid-19 pandemic interrupted regular campus operations in the spring.

Student Satisfaction

Student satisfaction with CDC services consistently exceeds the national average (Universum survey, 2014-2019).

Table of Contents

Summary Results	Interdisciplinary
Actuarial Mathematics	International & Global Studies
Aerospace Engineering	Learning Sciences & Technology
Applied Mathematics	Management/Business
Applied Statistics	Management Engineering
Architectural Engineering	Management Information Systems
Biochemistry	Manufacturing Engineering
Bioinformatics & Computational Biology	Marketing & Innovation
Biology & Biotechnology	Materials Process Engineering
Biomedical Engineering	Materials Science and Engineering
Bioscience Administration	Mathematical Sciences
Biotechnology	MBA
Chemical Engineering	Mechanical Engineering
Chemistry	Operations, Analytics & Management
Civil Engineering	Physics
Computer Science	Physics for Educators
Construction Project Management	Power Systems Engineering
Data Science	Power Systems Management
Economic Science	Professional Writing
Electrical & Computer Engineering	Psychological Science
Environmental Engineering	Robotics Engineering
Environmental & Sustainability Studies	Society, Technology & Policy
Financial Mathematics	Statistics
Fire Protection Engineering	Supply Chain Management
Humanities & Arts	System Dynamics
Industrial Engineering	Systems Engineering
Industrial Mathematics	Employers
Information Technology	Graduate Schools
Innovation with UX	Methodology
Interactive Media & Game Development	

2020 First Destination Outcomes Report: Summary Results

First Destination Activity	Bachelor's	Master's	PhD	All Degree Levels
Employed	504	372	31	907
Graduate School	265	47	0	312
Military	8	2	0	10
Volunteer Service	3	0	0	3
Success Rate	91.3%	95.0%	96.9%	92.7%
Seeking Employment	74	22	1	97
Not Seeking	4	38	0	42
Unknown	154	118	4	276
Total Graduates	1012	599	36	1647
Knowledge Rate	84.8%	80.3%	88.9%	83.2%
Average Salary 2020	\$72,951	\$86,017	\$100,200	

2020 First Destination Outcomes Report: Actuarial Mathematics

First Destination Activity	Bachelor's	Master's	PhD	All Degree Levels
Employed	5	NA	NA	5
Graduate School	1	NA	NA	1
Military	0	NA	NA	0
Volunteer Service	0	NA	NA	0
Success Rate	75.0%	NA	NA	75.0%
Seeking Employment	2	NA	NA	2
Unknown	2	NA	NA	2
Total Graduates	10	NA	NA	10
Knowledge Rate	80.0%	NA	NA	80.0%
Average Salary 2020	\$79,020	NA	NA	

Employers
Cambridge Associates Fidelity Liberty Mutual Insurance MongoDB Sun Life Financial

Graduate Schools
Worcester Polytechnic Institute

Double Majors
NA

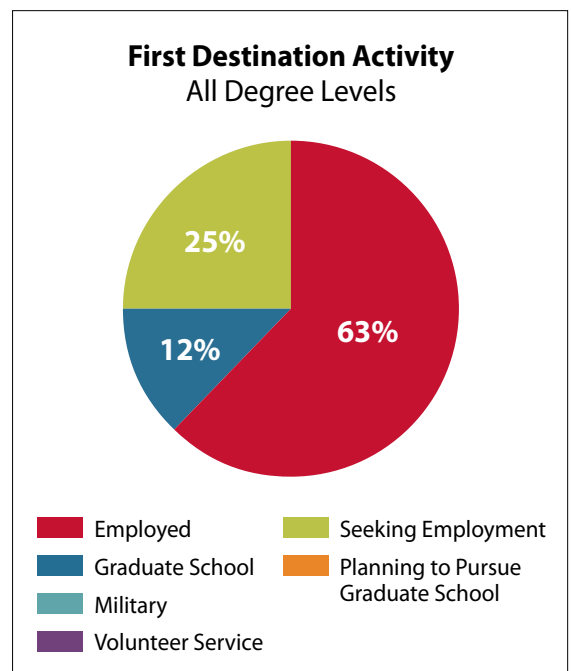


TABLE OF CONTENTS

2020 First Destination Outcomes Report: Aerospace Engineering

First Destination Activity	Bachelor's	Master's	PhD	All Degree Levels
Employed	10	10	0	20
Graduate School	14	3	0	17
Military	1	1	0	2
Volunteer Service	0	0	0	0
Success Rate	78.1%	87.5%	NA	81.3%
Seeking Employment	7	2	0	9
Unknown	5	9	0	14
Total Graduates	37	25	0	62
Knowledge Rate	86.5%	64.0%	NA	77.4%
Average Salary 2020	\$69,450	\$80,857	NA	

Employers

Amazon Web Services
 Autonodyne
 Busek Co. Inc.
 Cuffey's
 Ensign-Bickford Aerospace & Defense
 General Dynamics Electric Boat
 KBR
 Lockheed Martin
 PepsiCo
 Raytheon Technologies
 Test Logic, Inc.
 Whitcraft Group
 Worcester Polytechnic Institute

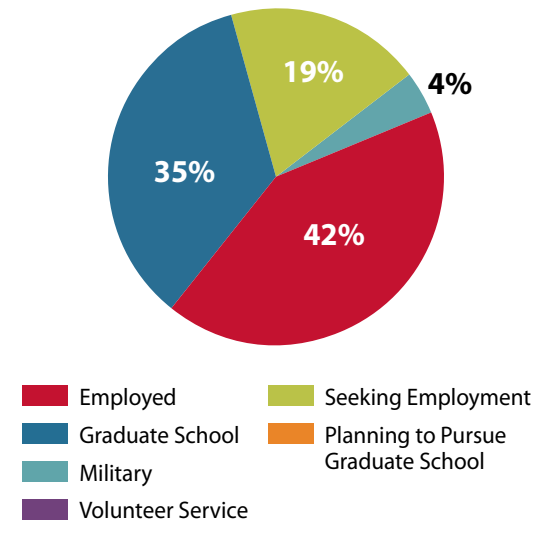
Graduate Schools

Adams State College
 California Institute of Technology
 Worcester Polytechnic Institute

Double Majors

NA

First Destination Activity
All Degree Levels



2020 First Destination Outcomes Report: Applied Mathematics

First Destination Activity	Bachelor's	Master's	PhD	All Degree Levels
Employed	NA	1	NA	1
Graduate School	NA	0	NA	0
Military	NA	0	NA	0
Volunteer Service	NA	0	NA	0
Success Rate	NA	100.0%	NA	100.0%
Seeking Employment	NA	0	NA	0
Unknown	NA	3	NA	3
Total Graduates	NA	4	NA	4
Knowledge Rate	NA	25.0%	NA	25.0%
Average Salary 2020	NA	NA	NA	

Employers
Lockheed Martin

Graduate Schools
NA

Double Majors
NA

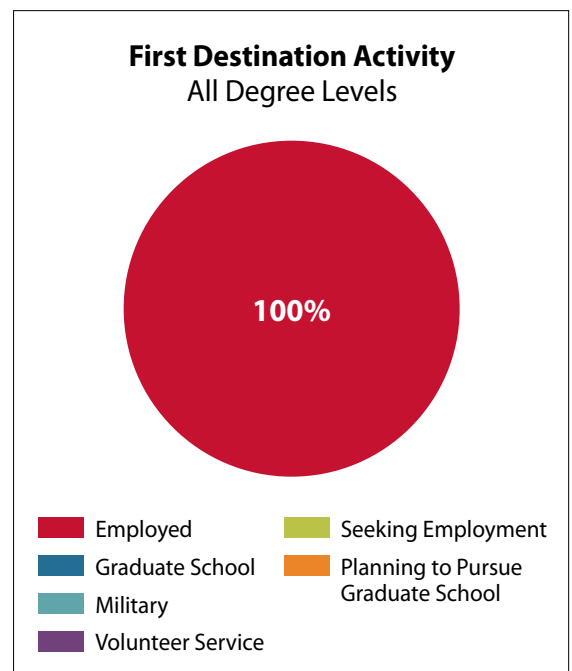


TABLE OF CONTENTS

2020 First Destination Outcomes Report: Applied Statistics

First Destination Activity	Bachelor's	Master's	PhD	All Degree Levels
Employed	NA	2	NA	2
Graduate School	NA	0	NA	0
Military	NA	0	NA	0
Volunteer Service	NA	0	NA	0
Success Rate	NA	66.7%	NA	66.7%
Seeking Employment	NA	1	NA	1
Unknown	NA	3	NA	3
Total Graduates	NA	6	NA	6
Knowledge Rate	NA	50.0%	NA	50.0%
Average Salary 2020	NA	NA	NA	

Employers
CICC
Credit Suisse

Graduate Schools
NA

Double Majors
NA

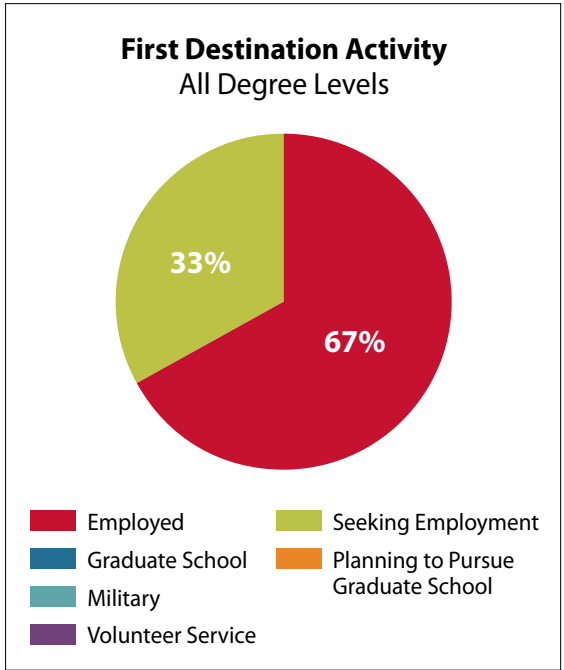


TABLE OF CONTENTS

2020 First Destination Outcomes Report: Architectural Engineering

First Destination Activity	Bachelor's	Master's	PhD	All Degree Levels
Employed	5	NA	NA	5
Graduate School	2	NA	NA	2
Military	0	NA	NA	0
Volunteer Service	0	NA	NA	0
Success Rate	100.0%	NA	NA	100.0%
Seeking Employment	0	NA	NA	0
Unknown	2	NA	NA	2
Total Graduates	9	NA	NA	9
Knowledge Rate	77.8%	NA	NA	77.8%
Average Salary 2020	\$66,500	NA	NA	

Employers

Consigli Construction Co., Inc.
Dellbrook | JKS
JENSEN HUGHES
Simpson Gumpertz & Heger
Stantec

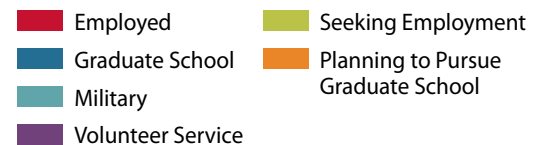
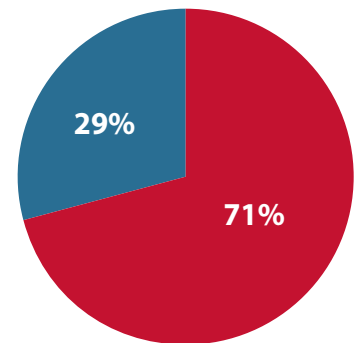
Graduate Schools

University of Colorado
Boulder
Worcester Polytechnic
Institute

Double Majors

NA

First Destination Activity
All Degree Levels



2020 First Destination Outcomes Report: Biochemistry

First Destination Activity	Bachelor's	Master's	PhD	All Degree Levels
Employed	10	2	0	12
Graduate School	9	1	0	10
Military	0	0	0	0
Volunteer Service	0	0	0	0
Success Rate	100.0%	100.0%	NA	100.0%
Seeking Employment	0	0	0	0
Unknown	1	1	1	3
Total Graduates	20	4	1	25
Knowledge Rate	95.0%	75.0%	0.0%	88.0%
Average Salary 2020	\$50,200	NA	NA	

Employers

Abcam
Amgen
Atmospheric Environmental Research
Broad Institute of MIT and Harvard
Brown University
DermBiont, Inc.
Eurofins Scientific
Intellia Therapeutics
Johnson Matthey
Massachusetts Eye and Ear Infirmary
Sanofi Genzyme
Takeda

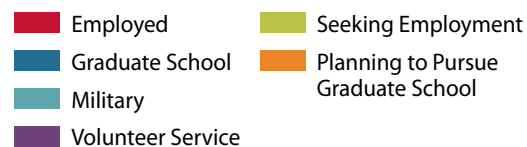
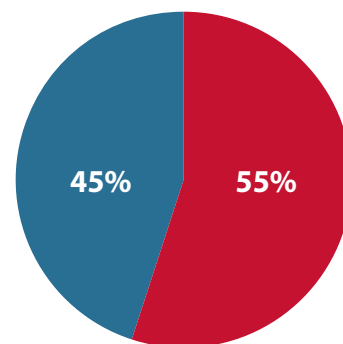
Graduate Schools

Brandeis University
Brown University
University of Wisconsin Madison
Worcester Polytechnic Institute
Yale University

Double Majors

Biology and Biotechnology
Professional Writing

First Destination Activity All Degree Levels



[TABLE OF CONTENTS](#)

2020 First Destination Outcomes Report: Bioinformatics & Computational Biology

First Destination Activity	Bachelor's	Master's	PhD	All Degree Levels
Employed	3	0	1	4
Graduate School	3	0	0	3
Military	0	0	0	0
Volunteer Service	0	0	0	0
Success Rate	100.0%	NA	100.0%	100.0%
Seeking Employment	0	0	0	0
Unknown	0	0	0	0
Total Graduates	6	0	1	7
Knowledge Rate	100.0%	NA	100.0%	100.0%
Average Salary 2020	NA	NA	NA	

Employers

Bank of America
Columbia University
Raytheon Technologies

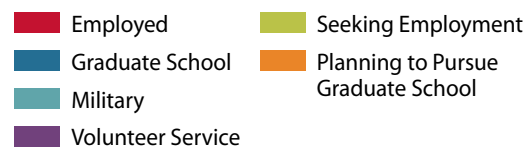
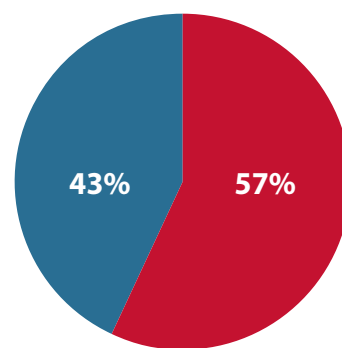
Graduate Schools

Dartmouth College
Worcester Polytechnic
Institute

Double Majors

Biology and Biotechnology
Computer Science

First Destination Activity
All Degree Levels



2020 First Destination Outcomes Report: Biology & Biotechnology

First Destination Activity	Bachelor's	Master's	PhD	All Degree Levels
Employed	13	1	2	16
Graduate School	16	1	0	17
Military	0	0	0	0
Volunteer Service	0	0	0	0
Success Rate	93.5%	100.0%	100.0%	94.3%
Seeking Employment	2	0	0	2
Unknown	6	0	0	6
Total Graduates	37	2	2	41
Knowledge Rate	83.8%	100.0%	100.0%	85.4%
Average Salary 2020	\$54,642	NA	NA	

Employers

AbbVie
 Abcam
 Applied Pathology Systems
 Astellas Pharma US
 Boston University
 Brigham and Women's Hospital
 Bristol Myers Squibb
 Brown University
 DermBiont, Inc.
 Pfizer, Inc.
 Quidel Corporation
 Regeneron
 Pharmaceuticals, Inc.
 Takeda
 Tufts University
 Ultivue
 Ultragenyx - Gene Therapy

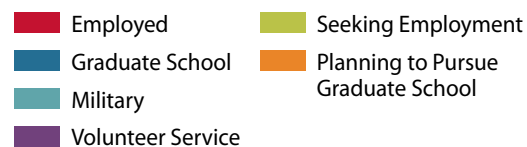
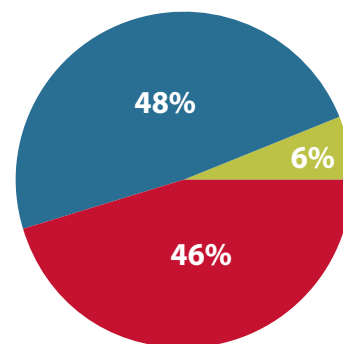
Graduate Schools

Boston University
 Brown University
 Carnegie Mellon University
 Cummings School of Veterinary Medicine at Tufts University
 Dartmouth College
 National University of Ireland
 University of Michigan
 Worcester Polytechnic Institute

Double Majors

Biochemistry
 Bioinformatics & Computational Biology
 Biomedical Engineering

First Destination Activity All Degree Levels



[TABLE OF CONTENTS](#)

2020 First Destination Outcomes Report: Biomedical Engineering

First Destination Activity	Bachelor's	Master's	PhD	All Degree Levels
Employed	56	8	2	66
Graduate School	23	2	0	25
Military	1	0	0	1
Volunteer Service	0	0	0	0
Success Rate	92.0%	100.0%	100.0%	92.9%
Seeking Employment	7	0	0	7
Unknown	12	3	0	15
Total Graduates	99	13	2	114
Knowledge Rate	87.9%	76.9%	100.0%	86.8%
Average Salary 2020	\$65,006	\$83,160	NA	

Employers	
Abbott Diagnostics	Medtronic
Abiomed	MilliporeSigma
Amgen	Moderna
Avantor Sciences	Nelson Analytical Lab
Azzur Group	Pall Corporation
Becton Dickinson	Pfizer, Inc.
BERG	RAN Fire Protection Engineering
Beth Israel Deaconess Medical Center	Regeneron Pharmaceuticals, Inc.
Boston Scientific	Rhode Island Hospital
Brooks Automation	Sanofi Genzyme
Coghlin Companies	Sequence, Inc
CRISPR Therapeutics	Shifamed LLC.
Cytiva (Global Life Sciences Solutions, LLC)	Sigilon
DePuy Synthes	Solace Therapeutics
Distal Solutions, Inc.	Takeda
Edwards Lifesciences	Tessera Therapeutics
Emergent Biosolutions	The Design Group
Epic	Toxikon Corp.
EPIC Systems, Inc.	Triton Systems, Inc.
GE	University of Massachusetts Medical School
GE Healthcare	Valsource Inc.
Hemanext, Inc.	Veterinary Surgery Center
Instrumentation Laboratory	Worcester Polytechnic Institute
Insulet Corporation	ZOLL Medical Corporation
Massachusetts General Hospital	

Graduate Schools
Boston University
Cornell University
Tufts University
University of Delaware
University of Pennsylvania
Worcester Polytechnic Institute

Double Majors
Biology & Biotechnology
Chemical Engineering
Electrical & Computer Engineering
Mechanical Engineering
Robotics Engineering

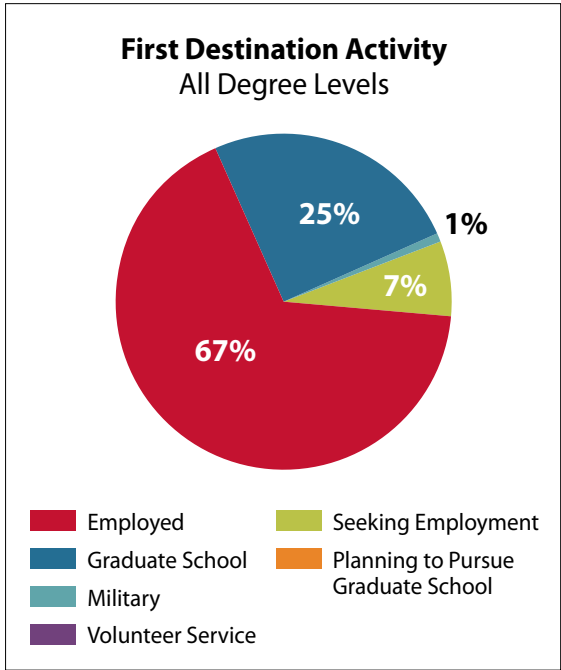


TABLE OF CONTENTS

2020 First Destination Outcomes Report: Bioscience Administration

First Destination Activity	Bachelor's	Master's	PhD	All Degree Levels
Employed	NA	0	NA	0
Graduate School	NA	0	NA	0
Military	NA	0	NA	0
Volunteer Service	NA	0	NA	0
Success Rate	NA	NA	NA	NA
Seeking Employment	NA	0	NA	0
Not Seeking	NA	0	NA	0
Unknown	NA	0	NA	0
Total Graduates	NA	0	NA	0
Knowledge Rate	NA	NA	NA	NA
Average Salary 2020	NA	NA	NA	

Employers	Graduate Schools	Double Majors
NA	NA	NA

2020 First Destination Outcomes Report: Biotechnology

First Destination Activity	Bachelor's	Master's	PhD	All Degree Levels
Employed	NA	2	NA	2
Graduate School	NA	0	NA	0
Military	NA	0	NA	0
Volunteer Service	NA	0	NA	0
Success Rate	NA	100.0%	NA	100.0%
Seeking Employment	NA	0	NA	0
Unknown	NA	1	NA	1
Total Graduates	NA	3	NA	3
Knowledge Rate	NA	66.7%	NA	66.7%
Average Salary 2020	NA	NA	NA	

Employers
Pfizer, Inc.

Graduate Schools
NA

Double Majors
NA

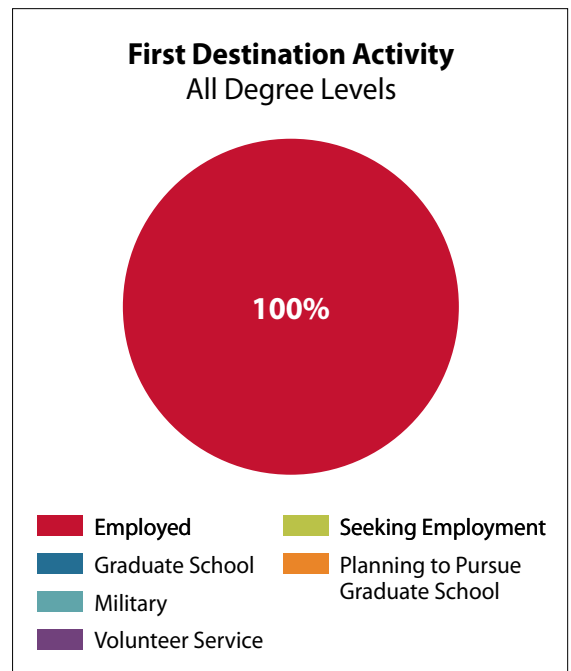


TABLE OF CONTENTS

2020 First Destination Outcomes Report: Chemical Engineering

First Destination Activity	Bachelor's	Master's	PhD	All Degree Levels
Employed	40	6	3	49
Graduate School	23	2	0	25
Military	1	0	0	1
Volunteer Service	0	0	0	0
Success Rate	91.4%	100.0%	100.0%	92.6%
Seeking Employment	6	0	0	6
Not Seeking	1	0	0	1
Unknown	4	1	1	6
Total Graduates	75	9	4	88
Knowledge Rate	94.7%	88.9%	75.0%	93.2%
Average Salary 2020	\$69,363	\$83,333	NA	

Employers	
AbbVie	Greensource Fabrication LLC
AECOM	Lonza
Amgen	Maine Machine Products and Hoppe Technologies
Aramco	MilliporeSigma
Ashworth Leininger Group	Moderna
Barry-Wehmiller Design Group, Inc.	NECI
BETE Fog Nozzle	Northwestern University
Boston Dental	Oak Ridge Institute for Science and Education
Burns & McDonnell	Pall Corporation
Control Point Technolgy	PepsiCo
Cytiva (Global Life Sciences Solutions, LLC)	Pfizer, Inc.
Danielson Legal	PharmaCann
Dow Chemical	Poly Joule
Eastman	Raytheon Technologies
ExxonMobil Corporation	Regeneron Pharmaceuticals, Inc.
FLIR Systems, Inc.	Tata & Howard, Inc.
General Dynamics, Electric Boat	Texas Instruments Inc.
GHD	Thermo Fisher Scientific
GlobalFoundries	Tiffany & Co.
GreenLight Biosciences	US Navy

Graduate Schools
Bloomsburg University
Drexel University
Northwestern University
University of Connecticut
University of Massachusetts Amherst
University of Minnesota
Worcester Polytechnic Institute

Double Majors
Industrial Engineering
Professional Writing
Biomedical Engineering

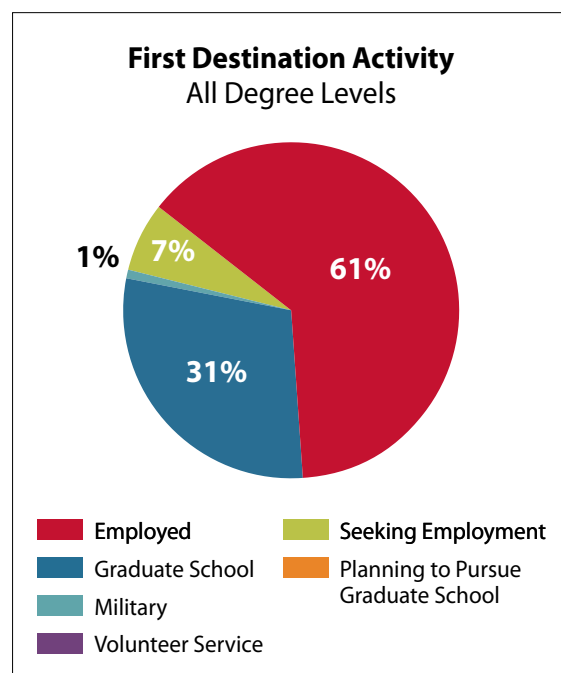


TABLE OF CONTENTS

2020 First Destination Outcomes Report: Chemistry

First Destination Activity	Bachelor's	Master's	PhD	All Degree Levels
Employed	0	1	0	1
Graduate School	1	1	0	2
Military	0	0	0	0
Volunteer Service	0	0	0	0
Success Rate	50.0%	100.0%	NA	75.0%
Seeking Employment	1	0	0	1
Unknown	0	0	0	0
Total Graduates	2	2	0	4
Knowledge Rate	100.0%	100.0%	NA	100.0%
Average Salary 2020	NA	NA	NA	

Employers
Sumitomo Corporation of Americas

Graduate Schools
University of Michigan Worcester Polytechnic Institute

Double Majors
NA

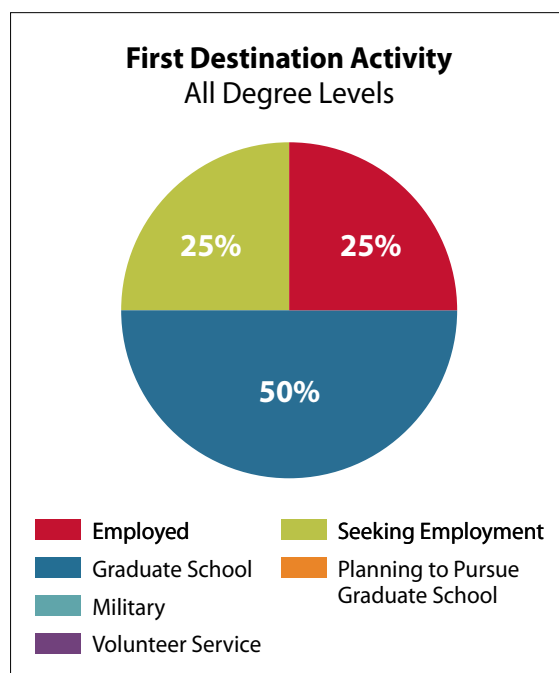


TABLE OF CONTENTS

2020 First Destination Outcomes Report: Civil Engineering

First Destination Activity	Bachelor's	Master's	PhD	All Degree Levels
Employed	31	1	2	34
Graduate School	8	0	0	8
Military	0	0	0	0
Volunteer Service	0	0	0	0
Success Rate	95.1%	100.0%	100.0%	95.5%
Seeking Employment	2	0	0	2
Unknown	8	4	0	12
Total Graduates	49	5	2	56
Knowledge Rate	83.7%	20.0%	100.0%	78.6%
Average Salary 2020	\$64,069	NA	NA	

Employers

ARCO
 Barnard Construction
 CASCO USA
 Code Red Consultants, LLC
 Engineers Design Group, Inc.
 General Dynamics, Electric Boat
 Green International Affiliates, Inc.
 H. Carr & Sons, Inc.
 Hanover Company
 Jacobs
 JENSEN HUGHES
 Kern & Associates, Ltd.
 Kubricky Construction Corp.
 Mott MacDonald
 New England Infrastructure, Inc.
 Outback Engineering
 SALUT-GLOBAL INC
 Siefert Associates
 SLR Consulting
 Stantec
 Suffolk Construction
 TEC, Inc.
 Tighe & Bond
 TranSystems, Corp.
 US Army Corps of Engineers
 Walsh Construction Co.
 Whiting-Turner Contracting Company
 Worcester Polytechnic Institute
 WSP

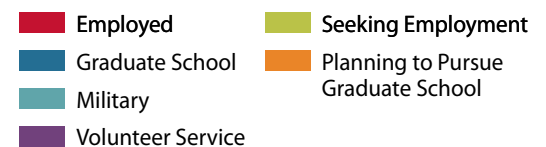
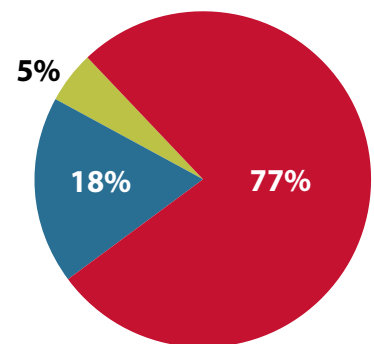
Graduate Schools

Tufts University
 University of South Carolina
 Worcester Polytechnic Institute

Double Majors

Humanities & Arts
 Management/Business

First Destination Activity
All Degree Levels



2020 First Destination Outcomes Report: Computer Science

First Destination Activity	Bachelor's	Master's	PhD	All Degree Levels
Employed	101	27	4	132
Graduate School	30	3	0	33
Military	0	0	0	0
Volunteer Service	1	0	0	1
Success Rate	92.3%	100.0%	100.0%	93.8%
Seeking Employment	11	0	0	11
Not Seeking	1	0	0	1
Unknown	26	11	1	38
Total Graduates	170	41	5	216
Knowledge Rate	84.7%	73.2%	80.0%	82.4%
Average Salary 2020	\$88,280	\$98,250	NA	

Employers		
128 Technology	Ernst & Young LLP (EY)	OneBeacon Insurance Group
Aberdeen	Facebook, Inc.	Optum
Alarm.com	Fidelity Investments Inc.	Optumas
Alegeus Technologies	FightPandemics	Philips
Altran IPD	FM Global	PTC
Amazon	GE	Rapid7
Amazon Robotics	General Motors	RapkoTech LLC
Apple	Google, Inc.	Raytheon
Athenahealth, Inc.	Grid AI	Raytheon Technologies
Autonodyne	Gusto	Routing Company
Ava	Harvard Pilgrim Health Care	RSA Security
AWARE, Inc.	HubSpot	Savvas Learning Company
BAE Systems, Inc.	iD Tech	Silicon Labs
Bank of America - Private Bank	Industrial Light & Magic	SimSpace
Boston Children's Hospital	IngageApp	Starburst Data, Inc.
Bottomline Technologies	Innovative Defense Technologies	State Street Corporation
Celona, Inc.	Intel Corporation	Sunrise Labs
Chewy	InterSystems	Takeda
Citizens Bank	InyaLand	The MITRE Corporation
Citrix	John Hancock	TrampleZone LLC
Colgate-Palmolive Company	Kaon Interactive, Inc.	Travelers
Constant Contact	Liberty Mutual Insurance	TwinHats
Copious Imaging	Lockheed Martin	U.S. Census Bureau - New York
Cvent Inc.	Micro Focus	Vee24
CVS Health	Microsoft	Vestmark
DataRobot	MojoTech	Vistaprint
Dell Technologies	Monotony.ai	Wayfair
DICK'S Sporting Goods	New England Survey Systems, Inc.	WhiteHat Security
DraftKings	Nuance Communications	Worldpay

Graduate Schools
Carnegie Mellon University
Columbia University
New York University
Northwestern University
University of Pennsylvania
Villanova University
Worcester Polytechnic Institute

Double Majors
Bioinformatics & Computational Biology
Data Science
Economic Science
Electrical & Computer Engineering
Interactive Media & Game Development
Mathematical Sciences
Mechanical Engineering
Robotics Engineering

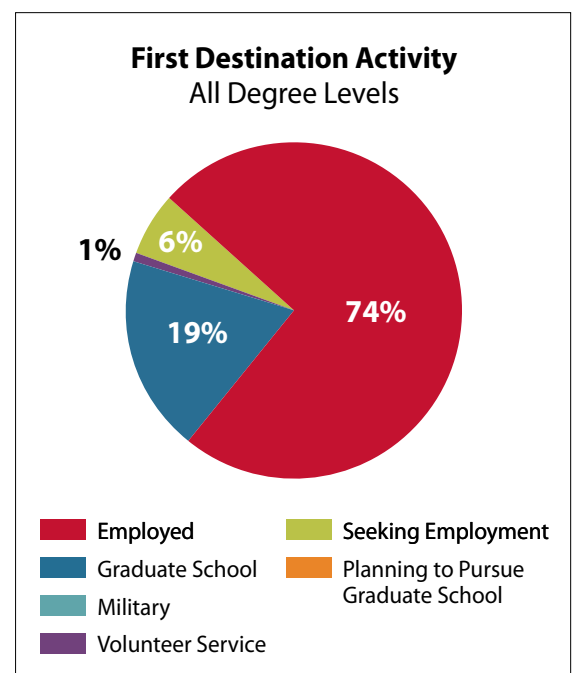


TABLE OF CONTENTS

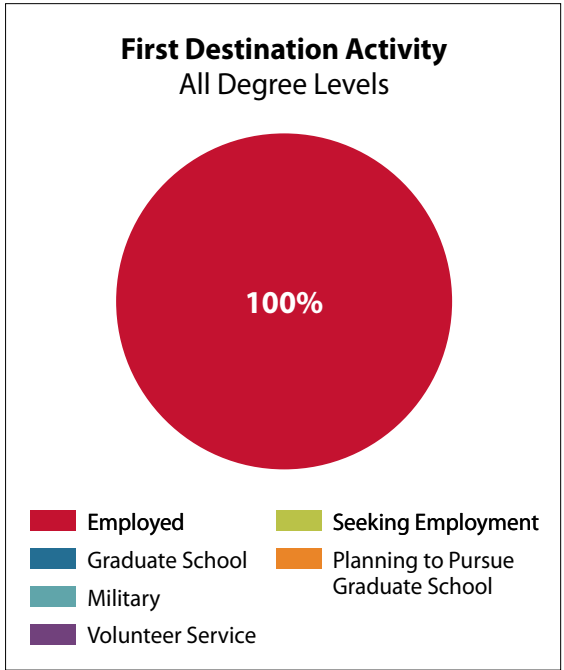
2020 First Destination Outcomes Report: Construction Project Management

First Destination Activity	Bachelor's	Master's	PhD	All Degree Levels
Employed	NA	2	NA	2
Graduate School	NA	0	NA	0
Military	NA	0	NA	0
Volunteer Service	NA	0	NA	0
Success Rate	NA	100.0%	NA	100.0%
Seeking Employment	NA	0	NA	0
Unknown	NA	0	NA	0
Total Graduates	NA	2	NA	2
Knowledge Rate	NA	100.0%	NA	100.0%
Average Salary 2020	NA	NA	NA	

Employers
Cutler Associates, Inc. Zachary Group

Graduate Schools
NA

Double Majors
NA



[TABLE OF CONTENTS](#)

2020 First Destination Outcomes Report: Data Science

First Destination Activity	Bachelor's	Master's	PhD	All Degree Levels
Employed	2	34	NA	36
Graduate School	0	2	NA	2
Military	0	0	NA	0
Volunteer Service	0	0	NA	0
Success Rate	100.0%	100.0%	NA	100.0%
Seeking Employment	0	0	NA	0
Not Seeking		6	NA	6
Unknown	0	13	NA	13
Total Graduates	2	55	NA	57
Knowledge Rate	100.0%	76.4%	NA	77.2%
Average Salary 2020	NA	\$90,656	NA	

Employers

ABB
 ADECCO NA
 Amazon
 AWARE, Inc.
 Axis Technology, LLC
 Baidu
 BrainCo, Inc.
 Bristol Myers Squibb
 Citius Tech, Inc.
 Cloudware Technologies
 Cmind, Inc.
 Dell Technologies
 Homesite Insurance
 Insulet Corporation
 Ismile Technologies LLC
 Itlize Global LLC
 Marlabs, Inc.
 Match4Action
 MathWorks
 Mediate.tech
 Noresco
 Pratt & Whitney-A United
 Technologies Company
 Preventa Medical Corp.
 Quantum Black
 Raytheon Technologies
 Sam's Club
 SimSpace
 Solvus Global
 Spectrum Health
 Vee24
 VendorPass, Inc.
 Worcester Polytechnic
 Institute

Graduate Schools

Worcester Polytechnic
Institute

Double Majors

Computer Science

First Destination Activity
All Degree Levels

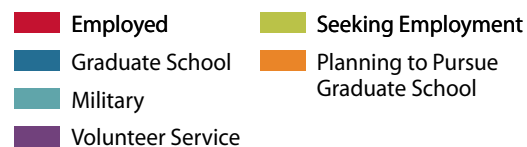
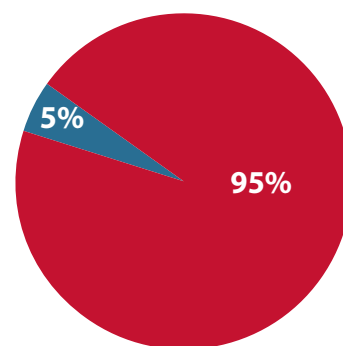


TABLE OF CONTENTS

2020 First Destination Outcomes Report: Economic Science

First Destination Activity	Bachelor's	Master's	PhD	All Degree Levels
Employed	1	NA	NA	1
Graduate School	0	NA	NA	0
Military	0	NA	NA	0
Volunteer Service	0	NA	NA	0
Success Rate	50.0%	NA	NA	50.0%
Seeking Employment	1	NA	NA	1
Unknown	0	NA	NA	0
Total Graduates	2	NA	NA	2
Knowledge Rate	100.0%	NA	NA	100.0%
Average Salary 2020	NA	NA	NA	

Employers
DICK'S Sporting Goods

Graduate Schools
NA

Double Majors
Computer Science

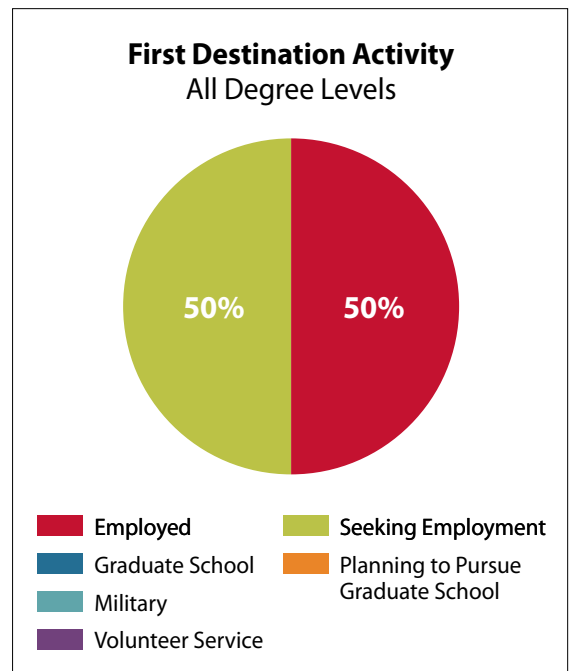


TABLE OF CONTENTS

2020 First Destination Outcomes Report: Electrical & Computer Engineering

First Destination Activity	Bachelor's	Master's	PhD	All Degree Levels
Employed	46	28	3	77
Graduate School	22	3	0	25
Military	1	0	0	1
Volunteer Service	0	0	0	0
Success Rate	94.5%	96.9%	100.0%	95.4%
Seeking Employment	4	1	0	5
Not Seeking	1	2	0	3
Unknown	15	12	0	27
Total Graduates	89	46	3	138
Knowledge Rate	83.1%	73.9%	100.0%	80.4%
Average Salary 2020	\$74,468	\$88,500	NA	

Employers

Abiomed	L3Harris Technologies
Allegro MicroSystems, LLC	Marlabs, Inc.
Altran IPD	MassMutual
Amazon	Microsoft
AmazonRobotics	Molex
Analog Devices	National Grid
ASML	NAVSEA
Authright, Inc.	New York Football Giants
BAE Systems, Inc.	Northrop Grumman Corporation
Boston Engineering Corporation	PAAET
Carrier	Philips
Circuit Lab	Pratt & Whitney-A United Technologies Company
Cognex Corporation	Raytheon Technologies
Dell Technologies	Redpoint Positioning
Elink Elite LLC	Saint-Gobain
Enercon Services, Inc.	Schneider Electric
GE	Solvus Global
General Dynamics Mission Systems	Speedgoat
General Dynamics, Electric Boat	Texas Instruments
ICONICS	The MITRE Corporation
Instrumentation Laboratory	TRC Companies
Integrated Circuits Labs at Ain Shams University	US Army Corps of Engineers
Intel Corporation	Zebra Technologies Corporation

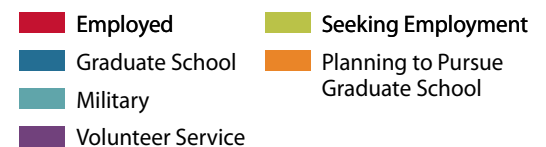
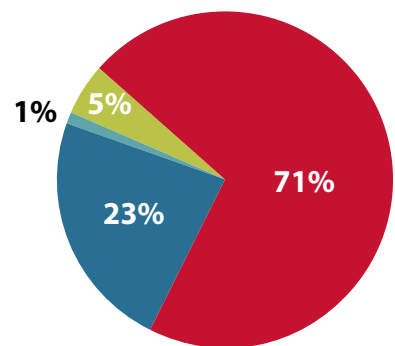
Graduate Schools

Columbia University
University of Virginia
Virginia Tech
Worcester Polytechnic Institute

Double Majors

Biomedical Engineering
Computer Science
Management/Business
Mechanical Engineering
Robotics Engineering

First Destination Activity
All Degree Levels



2020 First Destination Outcomes Report: Environmental Engineering

First Destination Activity	Bachelor's	Master's	PhD	All Degree Levels
Employed	2	2	NA	4
Graduate School	5	1	NA	6
Military	0	0	NA	0
Volunteer Service	0	0	NA	0
Success Rate	87.5%	100.0%	NA	90.9%
Seeking Employment	1	0	NA	1
Not Seeking	0	1	NA	1
Unknown	1	0	NA	1
Total Graduates	9	4	NA	13
Knowledge Rate	88.9%	100.0%	NA	92.3%
Average Salary 2020	NA	NA	NA	

Employers

BETA Group, Inc.
Environmental Partners
Group, Inc.
Tata & Howard, Inc.
Y2 CONSULTANTS, INC.

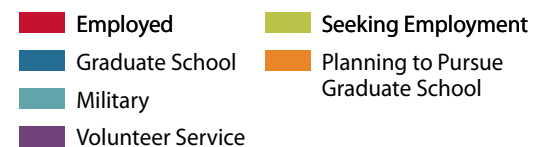
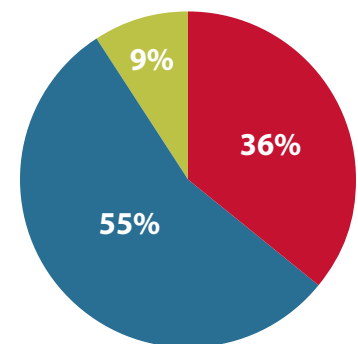
Graduate Schools

Worcester Polytechnic
Institute

Double Majors

NA

First Destination Activity
All Degree Levels



2020 First Destination Outcomes Report: Environmental & Sustainability Studies

First Destination Activity	Bachelor's	Master's	PhD	All Degree Levels
Employed	0	NA	NA	0
Graduate School	0	NA	NA	0
Military	0	NA	NA	0
Volunteer Service	0	NA	NA	0
Success Rate	NA	NA	NA	NA
Seeking Employment	0	NA	NA	0
Unknown	1	NA	NA	1
Total Graduates	1	NA	NA	1
Knowledge Rate	0.0%	NA	NA	0.0%
Average Salary 2020	NA	NA	NA	

Employers
NA

Graduate Schools
NA

Double Majors
NA

2020 First Destination Outcomes Report: Financial Mathematics

First Destination Activity	Bachelor's	Master's	PhD	All Degree Levels
Employed	NA	0	NA	0
Graduate School	NA	1	NA	1
Military	NA	0	NA	0
Volunteer Service	NA	0	NA	0
Success Rate	NA	100.0%	NA	100.0%
Seeking Employment	NA	0	NA	0
Not Seeking	NA	2	NA	2
Unknown	NA	0	NA	0
Total Graduates	NA	3	NA	3
Knowledge Rate	NA	100.0%	NA	100.0%
Average Salary 2020	NA	NA	NA	

Employers
NA

Graduate Schools
Michigan State University

Double Majors
NA

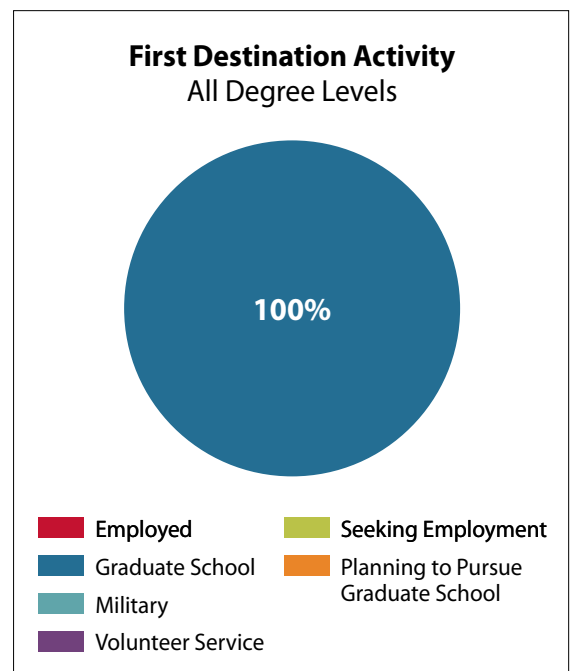


TABLE OF CONTENTS

2020 First Destination Outcomes Report: Fire Protection Engineering

First Destination Activity	Bachelor's	Master's	PhD	All Degree Levels
Employed	NA	15	NA	15
Graduate School	NA	0	NA	0
Military	NA	0	NA	0
Volunteer Service	NA	0	NA	0
Success Rate	NA	100.0%	NA	100.0%
Seeking Employment	NA	0	NA	0
Not Seeking	NA	2	NA	2
Unknown	NA	2	NA	2
Total Graduates	NA	19	NA	19
Knowledge Rate	NA	89.5%	NA	89.5%
Average Salary 2020	NA	\$70,413	NA	

Employers

Berlin Industrial Group
Cianbro
Code Red Consultants, LLC
JENSEN HUGHES
RAN Fire Protection
Engineering
Summer Consultants, Inc.
USALLIANCE Financial
Weston and Sampson

Graduate Schools

Worcester Polytechnic
Institute

Double Majors

NA

First Destination Activity All Degree Levels

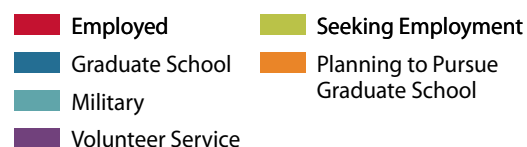
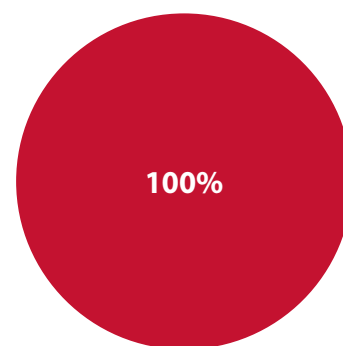


TABLE OF CONTENTS

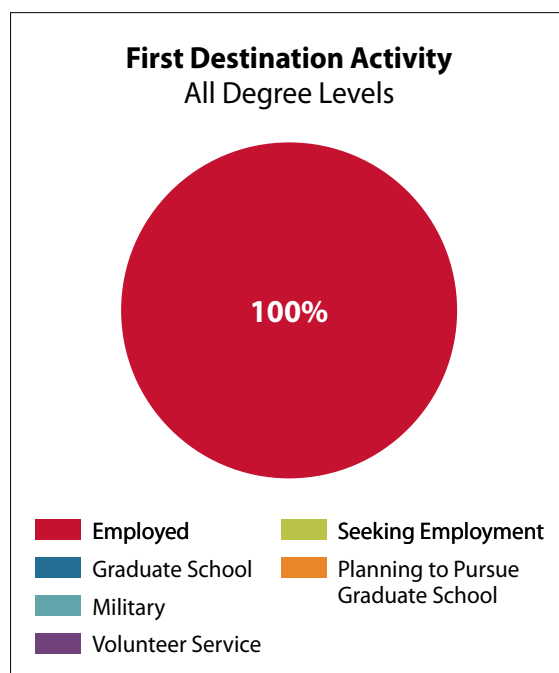
2020 First Destination Outcomes Report: Humanities & Arts

First Destination Activity	Bachelor's	Master's	PhD	All Degree Levels
Employed	1	NA	NA	1
Graduate School	0	NA	NA	0
Military	0	NA	NA	0
Volunteer Service	0	NA	NA	0
Success Rate	100.0%	NA	NA	100.0%
Seeking Employment	0	NA	NA	0
Unknown	0	NA	NA	0
Total Graduates	1	NA	NA	1
Knowledge Rate	100.0%	NA	NA	100.0%
Average Salary 2020	NA	NA	NA	

Employers
Mott MacDonald

Graduate Schools
NA

Double Majors
Civil Engineering



2020 First Destination Outcomes Report: Industrial Engineering

First Destination Activity	Bachelor's	Master's	PhD	All Degree Levels
Employed	14	NA	NA	14
Graduate School	7	NA	NA	7
Military	0	NA	NA	0
Volunteer Service	1	NA	NA	1
Success Rate	91.7%	NA	NA	91.7%
Seeking Employment	2	NA	NA	2
Unknown	6	NA	NA	6
Total Graduates	30	NA	NA	30
Knowledge Rate	80.0%	NA	NA	80.0%
Average Salary 2020	\$71,208	NA	NA	

Employers

AbbVie
 Accenture - Chicago, Illinois
 Anheuser-Busch
 BAE Systems, Inc.
 Dell Technologies
 Hypertherm
 Lutron Electronics Company, Inc.
 Nasdaq
 Philips
 Raytheon Technologies
 The Okonite Company
 TJX Companies
 Virginia Diodes, Inc.

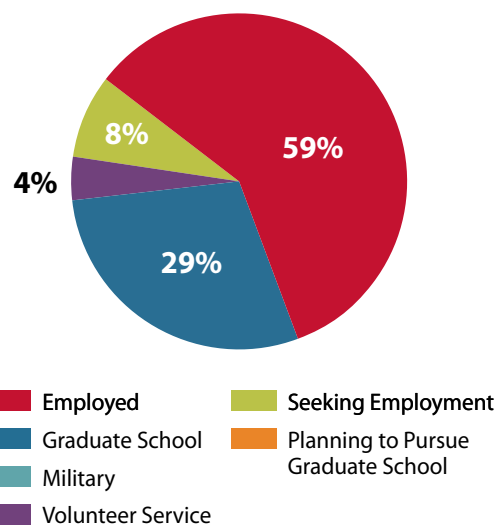
Graduate Schools

Worcester Polytechnic Institute

Double Majors

Chemical Engineering
 Management/Business
 Mechanical Engineering

First Destination Activity
All Degree Levels



2020 First Destination Outcomes Report: Industrial Mathematics

First Destination Activity	Bachelor's	Master's	PhD	All Degree Levels
Employed	NA	0	NA	0
Graduate School	NA	0	NA	0
Military	NA	0	NA	0
Volunteer Service	NA	0	NA	0
Success Rate	NA	NA	NA	NA
Seeking Employment	NA	0	NA	0
Not Seeking	NA	0	NA	0
Unknown	NA	0	NA	0
Total Graduates	NA	0	NA	0
Knowledge Rate	NA	NA	NA	NA
Average Salary 2020	NA	NA	NA	

2020 First Destination Outcomes Report: Information Technology

First Destination Activity	Bachelor's	Master's	PhD	All Degree Levels
Employed	NA	20	NA	20
Graduate School	NA	2	NA	2
Military	NA	0	NA	0
Volunteer Service	NA	0	NA	0
Success Rate	NA	88.0%	NA	88.0%
Seeking Employment	NA	3	NA	3
Not Seeking	NA	1	NA	1
Unknown	NA	4	NA	4
Total Graduates	NA	30	NA	30
Knowledge Rate	NA	86.7%	NA	86.7%
Average Salary 2020	NA	\$65,408	NA	

Employers

Asecna
Authright
Capgemini America Inc.
CVS Health
Dish Network
Fidelity Investments Inc.
Hologic
ICON Consultants
Juniper Networks
Kids And Cars, Inc.
MinTechx
Nested Bean Inc.
Patel Consultants Corporation
PatientKeeper, Inc.
Philips
Putnam Investments
Recreation Worcester
Vidhwan Inc.

Graduate Schools

Worcester Polytechnic Institute

Double Majors

NA

First Destination Activity
All Degree Levels

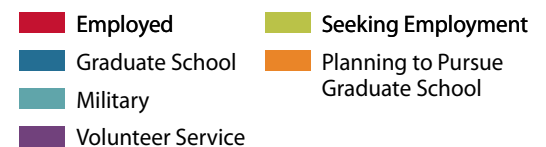
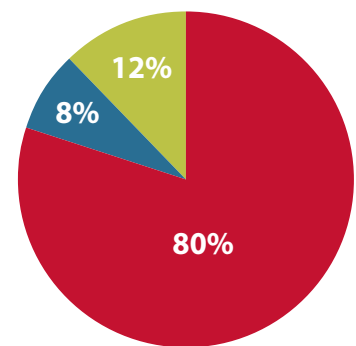


TABLE OF CONTENTS

2020 First Destination Outcomes Report: Innovation with UX

First Destination Activity	Bachelor's	Master's	PhD	All Degree Levels
Employed	NA	3	NA	3
Graduate School	NA	0	NA	0
Military	NA	0	NA	0
Volunteer Service	NA	0	NA	0
Success Rate	NA	100.0%	NA	100.0%
Seeking Employment	NA	0	NA	0
Unknown	NA	4	NA	4
Total Graduates	NA	7	NA	7
Knowledge Rate	NA	42.9%	NA	42.9%
Average Salary 2020	NA	NA	NA	

Employers

Extendime Software Solutions, Inc.
Tyco International Management Company

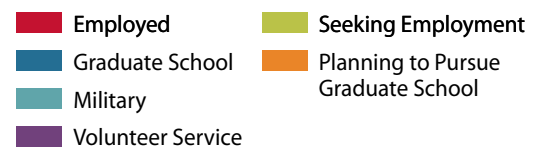
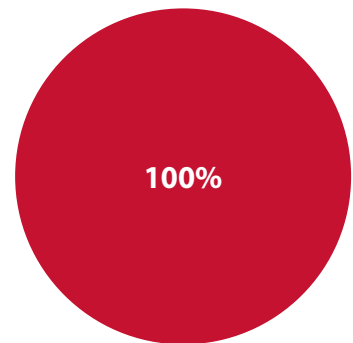
Graduate Schools

NA

Double Majors

NA

First Destination Activity All Degree Levels



2020 First Destination Outcomes Report: Interactive Media & Game Development

First Destination Activity	Bachelor's	Master's	PhD	All Degree Levels
Employed	7	5	NA	12
Graduate School	1	1	NA	2
Military	0	0	NA	0
Volunteer Service	0	0	NA	0
Success Rate	57.1%	100.0%	NA	70.0%
Seeking Employment	6	0	NA	6
Not Seeking	1	1	NA	2
Unknown	9	1	NA	10
Total Graduates	24	8	NA	32
Knowledge Rate	62.5%	87.5%	NA	68.8%
Average Salary 2020	\$82,000	NA	NA	

Employers

Athenahealth, Inc.
 HSBC
 Minim
 PTC
 Savvas Learning Company
 Staples, Inc.
 Stephen Gaddis Narrative
 Therapy
 Tencent
 The Hanover Insurance
 Group
 The MITRE Corporation
 U.S. Census Bureau - New
 York
 Worcester Polytechnic
 Institute

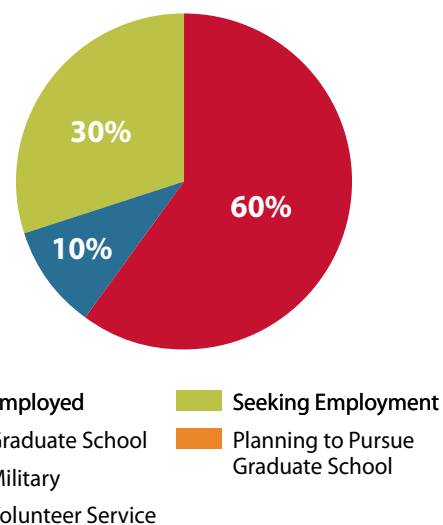
Graduate Schools

Worcester Polytechnic
 Institute

Double Majors

Computer Science

First Destination Activity
 All Degree Levels



2020 First Destination Outcomes Report: Interdisciplinary

First Destination Activity	Bachelor's	Master's	PhD	All Degree Levels
Employed	NA	0	NA	0
Graduate School	NA	2	NA	2
Military	NA	0	NA	0
Volunteer Service	NA	0	NA	0
Success Rate	NA	100.0%	NA	100.0%
Seeking Employment	NA	0	NA	0
Unknown	NA	0	NA	0
Total Graduates	NA	2	NA	2
Knowledge Rate	NA	100.0%	NA	100.0%
Average Salary 2020	NA	NA	NA	

Employers
NA

Graduate Schools
Worcester Polytechnic Institute
University of Strasbourg

Double Majors
NA

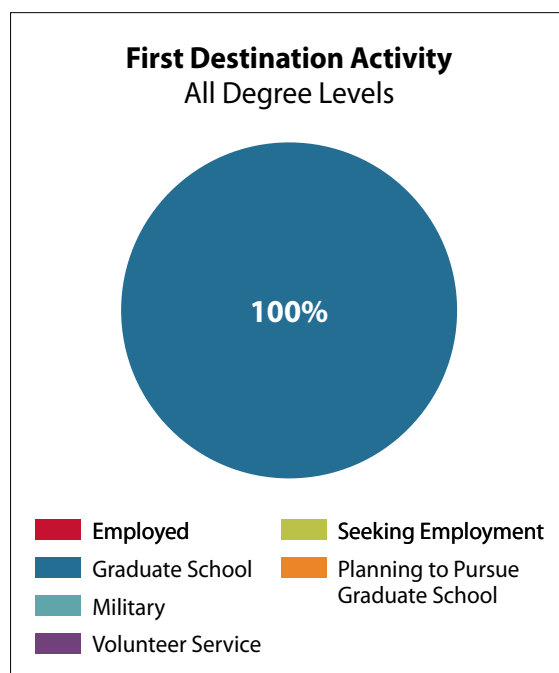


TABLE OF CONTENTS

2020 First Destination Outcomes Report: International & Global Studies

First Destination Activity	Bachelor's	Master's	PhD	All Degree Levels
Employed	0	NA	NA	0
Graduate School	0	NA	NA	0
Military	0	NA	NA	0
Volunteer Service	0	NA	NA	0
Success Rate	NA	NA	NA	NA
Seeking Employment	0	NA	NA	0
Not Seeking	0	NA	NA	0
Unknown	0	NA	NA	0
Total Graduates	0	NA	NA	0
Knowledge Rate	NA	NA	NA	NA
Average Salary 2020	NA	NA	NA	

Employers
NA

Graduate Schools
NA

Double Majors
NA

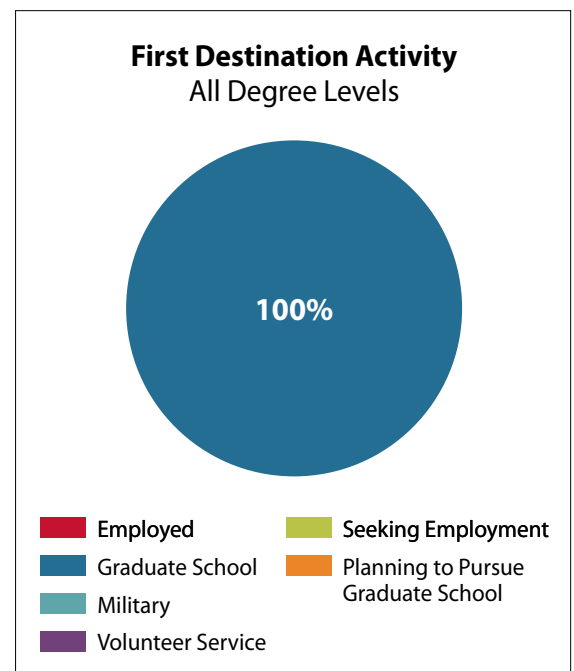
2020 First Destination Outcomes Report: Learning Sciences & Technology

First Destination Activity	Bachelor's	Master's	PhD	All Degree Levels
Employed	NA	0	NA	0
Graduate School	NA	1	NA	1
Military	NA	0	NA	0
Volunteer Service	NA	0	NA	0
Success Rate	NA	100.0%	NA	100.0%
Seeking Employment	NA	0	NA	0
Unknown	NA	0	NA	0
Total Graduates	NA	1	NA	1
Knowledge Rate	NA	100.0%	NA	100.0%
Average Salary 2020	NA	NA	NA	

Employers
NA

Graduate Schools
Worcester Polytechnic Institute

Double Majors
NA



[TABLE OF CONTENTS](#)

2020 First Destination Outcomes Report: Management/Business

First Destination Activity	Bachelor's	Master's	PhD	All Degree Levels
Employed	5	7	0	12
Graduate School	5	0	0	5
Military	0	0	0	0
Volunteer Service	0	0	0	0
Success Rate	100.0%	87.5%	NA	94.4%
Seeking Employment	0	1	0	1
Unknown	1	3	0	4
Total Graduates	11	11	0	22
Knowledge Rate	90.9%	72.7%	NA	81.8%
Average Salary 2020	\$74,850	\$75,698	NA	

Employers

Crowe LLP
 Ernst & Young LLP (EY)
 GE
 Hypertherm
 L3Harris Technologies
 PepsiCo
 PJ Keating
 Raytheon Technologies
 Rockwell Automation
 United Technologies Corporation

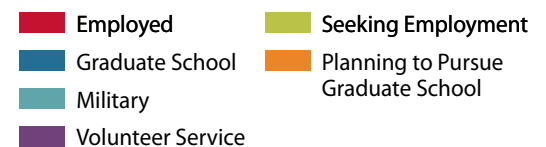
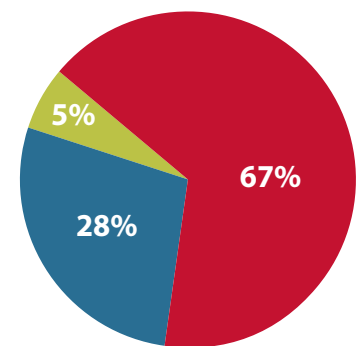
Graduate Schools

Worcester Polytechnic Institute

Double Majors

Civil Engineering
 Electrical & Computer Engineering
 Industrial Engineering
 Mechanical Engineering

First Destination Activity
All Degree Levels



2020 First Destination Outcomes Report: Management Engineering

First Destination Activity	Bachelor's	Master's	PhD	All Degree Levels
Employed	14	NA	NA	14
Graduate School	9	NA	NA	9
Military	0	NA	NA	0
Volunteer Service	0	NA	NA	0
Success Rate	100.0%	NA	NA	100.0%
Seeking Employment	0	NA	NA	0
Unknown	1	NA	NA	1
Total Graduates	24	NA	NA	24
Knowledge Rate	95.8%	NA	NA	95.8%
Average Salary 2020	\$65,956	NA	NA	

Employers

Bank of America
 BBS Tech, LLC
 CapTech
 CDM Smith
 Fitchburg State University
 KEYENCE Corporation of America
 National Grid
 New England Infrastructure, Inc.
 Starry
 Suffolk Construction
 Tulip Interfaces, Inc.
 Unison

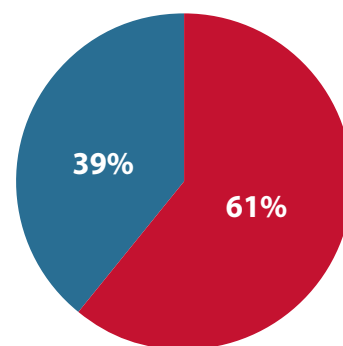
Graduate Schools

Columbia University
 Quinnipiac University
 Worcester Polytechnic Institute

Double Majors

NA

First Destination Activity
All Degree Levels



■ Employed ■ Seeking Employment
■ Graduate School ■ Planning to Pursue Graduate School
■ Military
■ Volunteer Service

2020 First Destination Outcomes Report: Management Information Systems

First Destination Activity	Bachelor's	Master's	PhD	All Degree Levels
Employed	7	NA	NA	7
Graduate School	1	NA	NA	1
Military	0	NA	NA	0
Volunteer Service	0	NA	NA	0
Success Rate	100.0%	NA	NA	100.0%
Seeking Employment	0	NA	NA	0
Unknown	1	NA	NA	1
Total Graduates	9	NA	NA	9
Knowledge Rate	88.9%	NA	NA	88.9%
Average Salary 2020	\$70,483	NA	NA	

Employers

Boston Scientific
 Consigli Construction Co., Inc.
 Dell Technologies
 KPMG LLP
 University of Rhode Island
 Wellington Management
 Company LLP

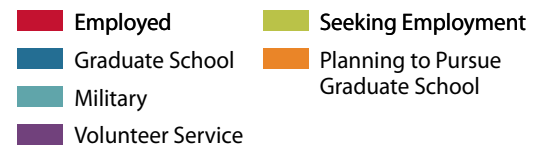
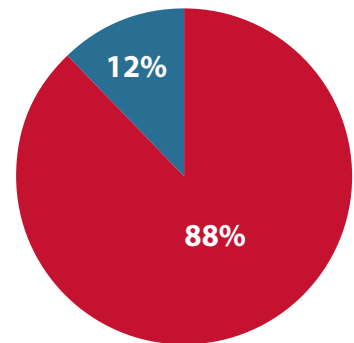
Graduate Schools

Saint Thomas Aquinas
 College
 Worcester Polytechnic
 Institute

Double Majors

NA

First Destination Activity
 All Degree Levels



2020 First Destination Outcomes Report: Manufacturing Engineering

First Destination Activity	Bachelor's	Master's	PhD	All Degree Levels
Employed	0	4	1	5
Graduate School	0	0	0	0
Military	0	0	0	0
Volunteer Service	0	0	0	0
Success Rate	0.0%	100.0%	100.0%	83.3%
Seeking Employment	1	0	0	1
Not Seeking	0	1	0	1
Unknown	0	0	0	0
Total Graduates	1	5	1	7
Knowledge Rate	100.0%	100.0%	100.0%	100.0%
Average Salary 2020	NA	NA	NA	

Employers

Funfeler Fiber
 Philips
 Raytheon Technologies
 University of California
 Riverside
 ZOLL Medical Corporation

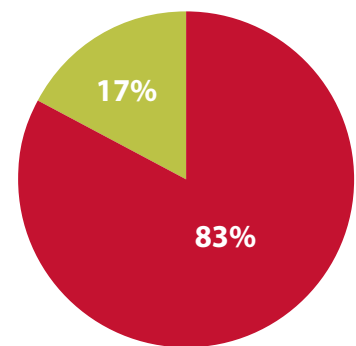
Graduate Schools

NA

Double Majors

Mechanical Engineering

First Destination Activity
All Degree Levels



■ Employed ■ Seeking Employment
■ Graduate School ■ Planning to Pursue Graduate School
■ Military
■ Volunteer Service

2020 First Destination Outcomes Report: Marketing & Innovation

First Destination Activity	Bachelor's	Master's	PhD	All Degree Levels
Employed	NA	1	NA	1
Graduate School	NA	0	NA	0
Military	NA	0	NA	0
Volunteer Service	NA	0	NA	0
Success Rate	NA	100.0%	NA	100.0%
Seeking Employment	NA	0	NA	0
Unknown	NA	3	NA	3
Total Graduates	NA	4	NA	4
Knowledge Rate	NA	25.0%	NA	25.0%
Average Salary 2020	NA	NA	NA	

Employers
NA

Graduate Schools
NA

Double Majors
NA

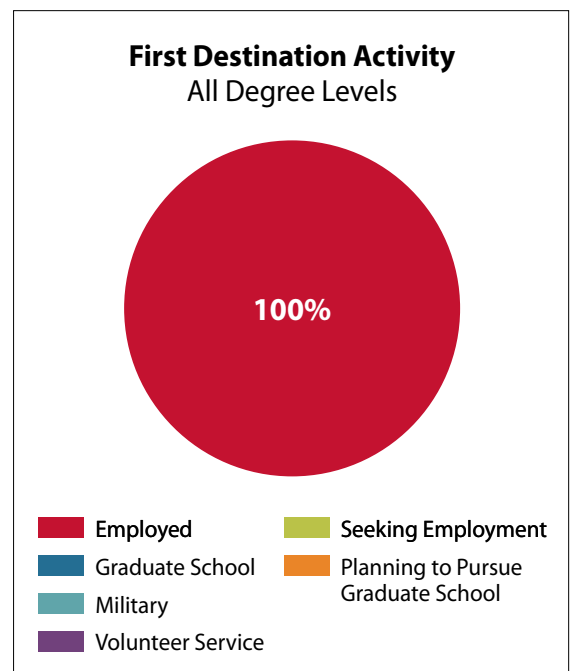


TABLE OF CONTENTS

2020 First Destination Outcomes Report: Materials Process Engineering

First Destination Activity	Bachelor's	Master's	PhD	All Degree Levels
Employed	NA	2	NA	2
Graduate School	NA	0	NA	0
Military	NA	0	NA	0
Volunteer Service	NA	0	NA	0
Success Rate	NA	100.0%	NA	100.0%
Seeking Employment	NA	0	NA	0
Unknown	NA	0	NA	0
Total Graduates	NA	2	NA	2
Knowledge Rate	NA	100.0%	NA	100.0%
Average Salary 2020	NA	NA	NA	

Employers

Baker Hughes Company
Pratt & Whitney-A United
Technologies Company

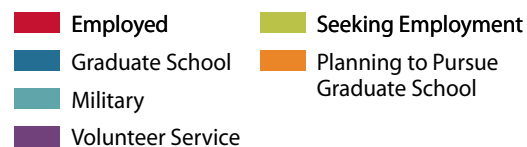
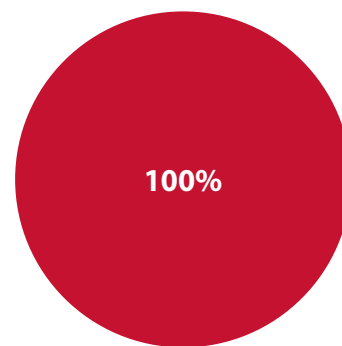
Graduate Schools

NA

Double Majors

NA

First Destination Activity All Degree Levels



2020 First Destination Outcomes Report: Materials Science & Engineering

First Destination Activity	Bachelor's	Master's	PhD	All Degree Levels
Employed	NA	9	2	11
Graduate School	NA	5	0	5
Military	NA	0	0	0
Volunteer Service	NA	0	0	0
Success Rate	NA	100.0%	66.7%	94.1%
Seeking Employment	NA	0	1	1
Unknown	NA	4	0	4
Total Graduates	NA	18	3	21
Knowledge Rate	NA	77.8%	100.0%	81.0%
Average Salary 2020	NA	NA	NA	

Employers

Boston Innovation
Technology Corporation
Cue Biopharma
Cummins
Laboratory for Education &
Application Prototypes
Mattson Technology
Optimal
Solvus Global
Sports Engineering Inc.
Worcester Polytechnic
Institute
Wyman Gordon

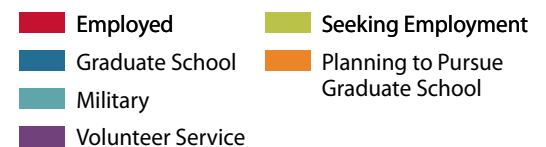
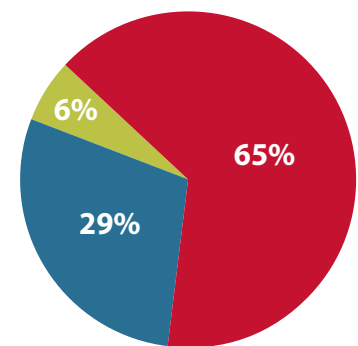
Graduate Schools

Purdue University
Worcester Polytechnic
Institute

Double Majors

NA

First Destination Activity
All Degree Levels



2020 First Destination Outcomes Report: Mathematical Sciences

First Destination Activity	Bachelor's	Master's	PhD	All Degree Levels
Employed	6	NA	2	8
Graduate School	4	NA	0	4
Military	0	NA	0	0
Volunteer Service	0	NA	0	0
Success Rate	100.0%	NA	100.0%	100.0%
Seeking Employment	0	NA	0	0
Unknown	5	NA	0	5
Total Graduates	15	NA	2	17
Knowledge Rate	66.7%	NA	100.0%	70.6%
Average Salary 2020	\$68,750	NA	NA	

Employers

Anheuser-Busch
 Bottomline Technologies
 Dell Technologies
 Jaco, Inc.
 Purdue University
 The Hanover Insurance Group
 US Army and Army Reserve

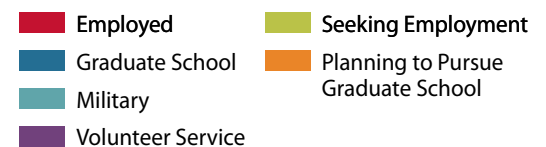
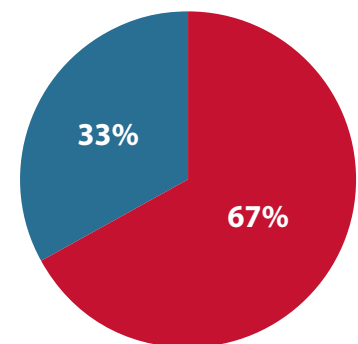
Graduate Schools

Worcester Polytechnic Institute

Double Majors

Computer Science

First Destination Activity
All Degree Levels



2020 First Destination Outcomes Report: MBA

First Destination Activity	Bachelor's	Master's	PhD	All Degree Levels
Employed	NA	32	NA	32
Graduate School	NA	1	NA	1
Military	NA	0	NA	0
Volunteer Service	NA	0	NA	0
Success Rate	NA	100.0%	NA	100.0%
Seeking Employment	NA	0	NA	0
Not Seeking	NA	3	NA	3
Unknown	NA	1	NA	1
Total Graduates	NA	37	NA	37
Knowledge Rate	NA	97.3%	NA	97.3%
Average Salary 2020	NA	\$112,263	NA	

Employers

AbbVie
 Apellis Pharmaceuticals
 Biogen
 Bose Corporation (MA)
 Boston Scientific
 Cadence Design Systems
 Collins Aerospace
 Defibtech
 Design Quality Assurance
 Foundation Medicine
 Fulcrum Research Group
 Lockheed Martin
 Mazak North America
 Nuance Communications
 Pratt & Whitney-A United Technologies Company
 Reliant Medical Group
 Rogers Corporation
 Takeda
 Wayfair
 Worcester Polytechnic Institute

Graduate Schools

Worcester Polytechnic Institute

Double Majors

NA

First Destination Activity
All Degree Levels

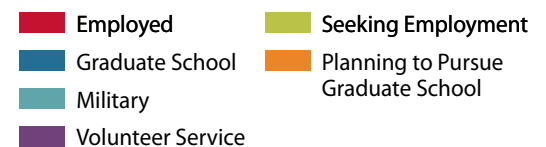
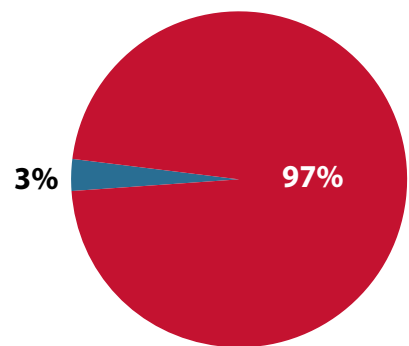


TABLE OF CONTENTS

2020 First Destination Outcomes Report: Mechanical Engineering

First Destination Activity	Bachelor's	Master's	PhD	All Degree Levels
Employed	116	50	3	169
Graduate School	72	3	0	75
Military	4	1	0	5
Volunteer Service	1	0	0	1
Success Rate	92.8%	94.7%	100.0%	93.3%
Seeking Employment	15	3	0	18
Not Seeking	0	5	0	5
Unknown	35	10	0	45
Total Graduates	243	72	3	318
Knowledge Rate	85.6%	86.1%	100.0%	85.8%
Average Salary 2020	\$69,413	\$84,153	NA	

Employers			
ABB	Exact Corp	McLaughlin Research Corporation	Solace Therapeutics
Abbott Diagnostics	Formlabs	Medtronic	Solvus Global
Acacia	G&F Precision	Mercury Systems, Inc.	SpaceX
Communications ACCESS	GE	MilliporeSigma	STIDD Systems
Aimtek	General Dynamics	National Grid	Stonyfield Organic
Amazon Robotics	General Dynamics, Electric Boat	Naval Nuclear Laboratory (Operated by Fluor)	Takeda
AMSC	General Motors	NAVSEA	The Aerospace Corporation
Anheuser-Busch	Genie Life Sciences	NFPA	The Austin Company
Apple	GlaxoSmithKline	Orano USA	The MITRE Corporation
Applied Materials	Glenair	Otis Elevator	The Okonite Company
ArdenVent	Greensea Systems, Inc.	Pall Corporation	The Stop & Shop Supermarket Company
ARTHUR G. RUSSELL	Haigh-Farr, Inc.	Patxi's Pizza	Thermal Systems
ASML	Hawai'i Time Farm	Portsmouth Naval Shipyard	Thermo Fisher Scientific
Atrium Payroll Services	Henkel	Pratt & Whitney-A United Technologies Company	Triton
Autonodyne	HITEC Sensor Developments, Inc.	QinetiQ Inc.	United Technologies Corporation
Axcelis Technologies, Inc.	HNTB Corporation	Randstad Technologies	Valley Steel Stamp
BAE Systems, Inc.	Hubbell Incorporated	Raytheon Technologies	W.H.P.M., Inc.
Barry-Wehmiller Design Group, Inc.	Hypertherm	RBC Bearings	Waters Corporation
BERG	Institute of Human and Machine Cognition - IHMC	RDP Technologies	Wayfair
Boeing Company	Insulet Corporation	Regeneron	WDF Inc.
Boston Dynamics	IPG Photonics	Rhode Island Hospital	Whitnet Blake Company
City of San Francisco	Iron Tree Service	Roscid Technologies	Wozney/Barbar & Associates
Classic Foil	J.C. Cannistraro, LLC	Rotary Vacuum Products	Yoh
Cogmedix	JFK&M	Rudolph Technologies, Inc.	Zero Point Development
Collins Aerospace	Kidde Fire Systems	Siemens	ZOLL Medical Corporation
Dartmouth College	Kopin Corporation	Sikorsky	
Dassault Systemes	LaunchBay	Smith & Nephew	
DEKA Research and Development	Laotec ApS		
Deutsche Bank	Lockheed Martin		
Emergent Biosolutions	Lutron Electronics Company, Inc.		
Ensign-Bickford Industries, Inc.	MACOM		
Eversource Energy			

Graduate Schools
Boston University
Drexel University
Harvard University
Johns Hopkins University
Stanford University
University of Hartford
University of Michigan
University of Pennsylvania
University of Southern California
Worcester Polytechnic Institute

Double Majors
Aerospace Engineering
Biomedical Engineering
Computer Science
Electrical & Computer Engineering
Industrial Engineering
Management/Business
Manufacturing Engineering
Robotics Engineering

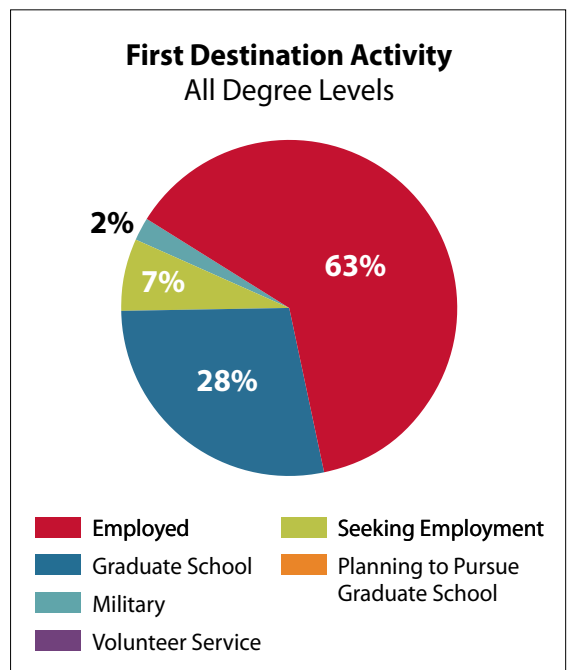


TABLE OF CONTENTS

2020 First Destination Outcomes Report: Operations, Analytics & Management

First Destination Activity	Bachelor's	Master's	PhD	All Degree Levels
Employed	NA	11	NA	11
Graduate School	NA	0	NA	0
Military	NA	0	NA	0
Volunteer Service	NA	0	NA	0
Success Rate	NA	91.7%	NA	91.7%
Seeking Employment	NA	1	NA	1
Unknown	NA	4	NA	4
Total Graduates	NA	16	NA	16
Knowledge Rate	NA	75.0%	NA	75.0%
Average Salary 2020	NA	NA	NA	

Employers

AllSome Fulfillment
 Axcelis Technologies, Inc.
 BAE Systems, Inc.
 ePac Flexible Packaging
 Lexington Medical, Inc.
 Mascon, Inc.
 Rogers Manufacturing Corporation
 SAP
 Utron
 Webula, Inc.

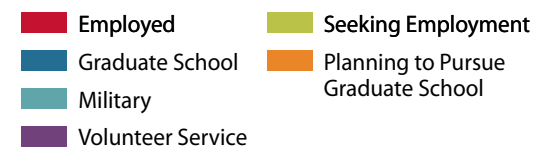
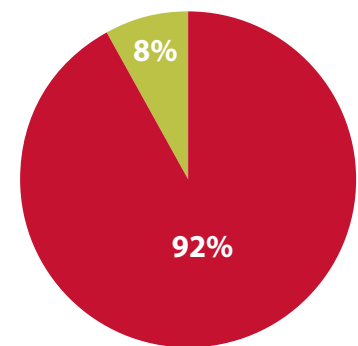
Graduate Schools

Worcester Polytechnic Institute

Double Majors

NA

First Destination Activity
All Degree Levels



2020 First Destination Outcomes Report: Physics

First Destination Activity	Bachelor's	Master's	PhD	All Degree Levels
Employed	0	1	1	2
Graduate School	4	1	0	5
Military	0	0	0	0
Volunteer Service	0	0	0	0
Success Rate	80.0%	66.7%	100.0%	77.8%
Seeking Employment	1	1	0	2
Unknown	4	0	0	4
Total Graduates	9	3	1	13
Knowledge Rate	55.6%	100.0%	100.0%	69.2%
Average Salary 2020	NA	NA	NA	

Employers
Massachusetts General Hospital Purdue University

Graduate Schools
University of New Hampshire University of Texas San Antonio Worcester Polytechnic Institute

Double Majors
NA

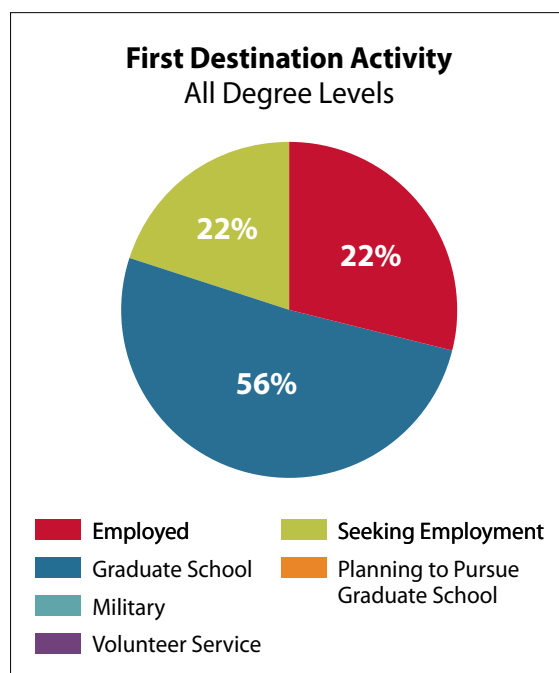


TABLE OF CONTENTS

2020 First Destination Outcomes Report: Physics for Educators

First Destination Activity	Bachelor's	Master's	PhD	All Degree Levels
Employed	NA	1	NA	1
Graduate School	NA	0	NA	0
Military	NA	0	NA	0
Volunteer Service	NA	0	NA	0
Success Rate	NA	100.0%	NA	100.0%
Seeking Employment	NA	0	NA	0
Unknown	NA	1	NA	1
Total Graduates	NA	2	NA	2
Knowledge Rate	NA	50.0%	NA	50.0%
Average Salary 2020	NA	NA	NA	

Employers

Wachusett Regional School District

Graduate Schools

NA

Double Majors

NA

First Destination Activity All Degree Levels

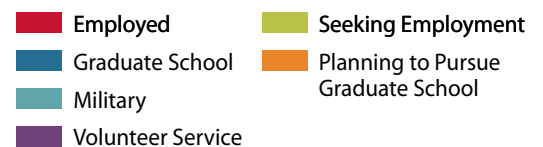
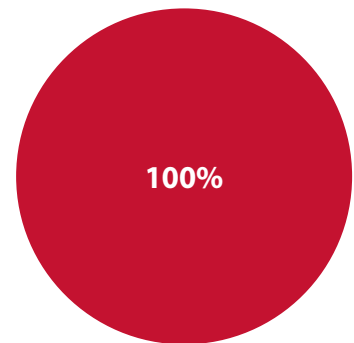


TABLE OF CONTENTS

2020 First Destination Outcomes Report: Power Systems Engineering

First Destination Activity	Bachelor's	Master's	PhD	All Degree Levels
Employed	NA	6	NA	6
Graduate School	NA	0	NA	0
Military	NA	0	NA	0
Volunteer Service	NA	0	NA	0
Success Rate	NA	100.0%	NA	100.0%
Seeking Employment	NA	0	NA	0
Not Seeking	NA	2	NA	2
Unknown	NA	3	NA	3
Total Graduates	NA	11	NA	11
Knowledge Rate	NA	72.7%	NA	72.7%
Average Salary 2020	NA	NA	NA	

Employers
Enel Green Power North America National Grid

Graduate Schools
NA

Double Majors
NA

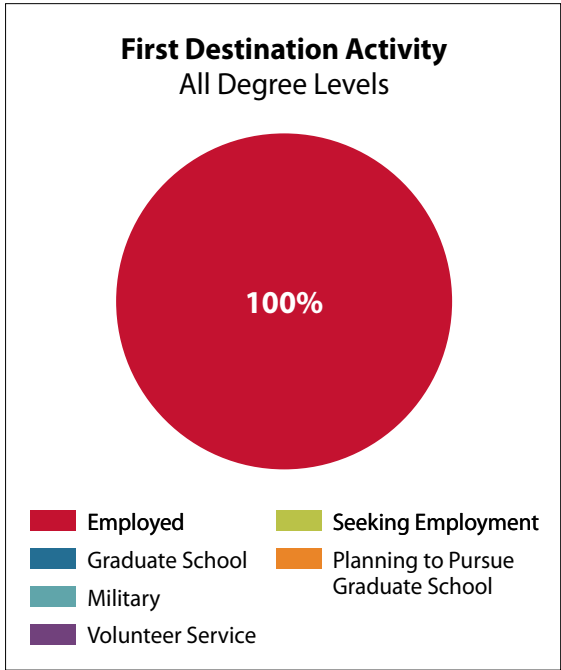


TABLE OF CONTENTS

2020 First Destination Outcomes Report: Power Systems Management

First Destination Activity	Bachelor's	Master's	PhD	All Degree Levels
Employed	NA	6	NA	6
Graduate School	NA	0	NA	0
Military	NA	0	NA	0
Volunteer Service	NA	0	NA	0
Success Rate	NA	100.0%	NA	100.0%
Seeking Employment	NA	0	NA	0
Not Seeking	NA	1	NA	1
Unknown	NA	0	NA	0
Total Graduates	NA	7	NA	7
Knowledge Rate	NA	100.0%	NA	100.0%
Average Salary 2020	NA	NA	NA	

Employers
Eversource Energy National Grid NextEra Energy Seabrook, LLC Russell Electric Co. Vermont Electric Power Company

Graduate Schools
Worcester Polytechnic Institute

Double Majors
NA

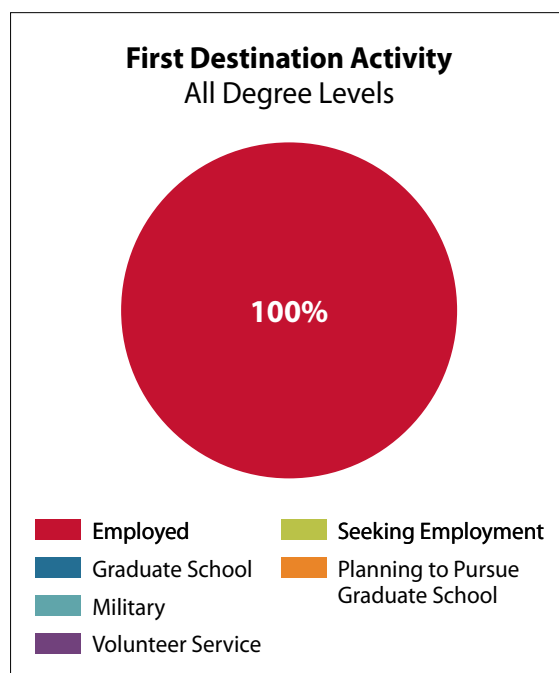


TABLE OF CONTENTS

2020 First Destination Outcomes Report: Professional Writing

First Destination Activity	Bachelor's	Master's	PhD	All Degree Levels
Employed	3	NA	NA	3
Graduate School	2	NA	NA	2
Military	0	NA	NA	0
Volunteer Service	0	NA	NA	0
Success Rate	100.0%	NA	NA	100.0%
Seeking Employment	0	NA	NA	0
Unknown	0	NA	NA	0
Total Graduates	5	NA	NA	5
Knowledge Rate	100.0%	NA	NA	100.0%
Average Salary 2020	NA	NA	NA	

Employers
Amgen
Wayfair

Graduate Schools
Bloomsburg University of Pennsylvania
Worcester Polytechnic Institute

Double Majors
Biochemistry
Chemical Engineering

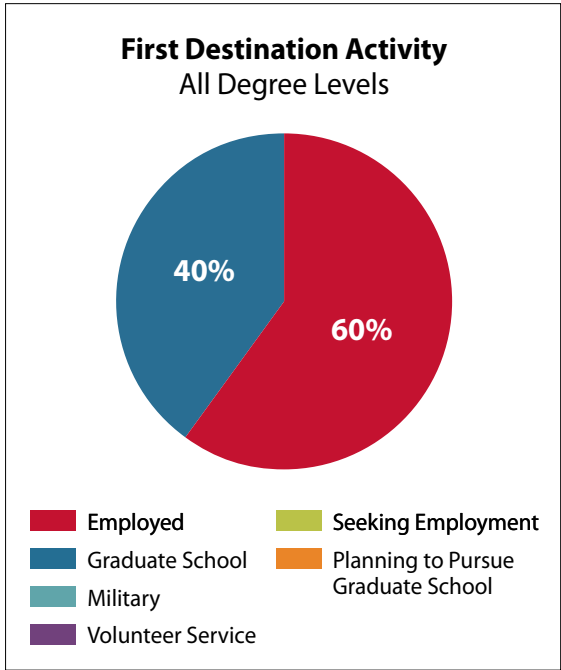


TABLE OF CONTENTS

2020 First Destination Outcomes Report: Psychological Science

First Destination Activity	Bachelor's	Master's	PhD	All Degree Levels
Employed	2	NA	NA	2
Graduate School	1	NA	NA	1
Military	0	NA	NA	0
Volunteer Service	0	NA	NA	0
Success Rate	100.0%	NA	NA	100.0%
Seeking Employment	0	NA	NA	0
Unknown	1	NA	NA	1
Total Graduates	4	NA	NA	4
Knowledge Rate	75.0%	NA	NA	75.0%
Average Salary 2020	NA	NA	NA	

Employers

Devereux Advanced Behavioral Health
The MITRE Corporation

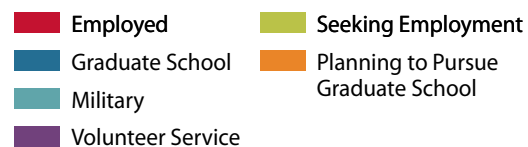
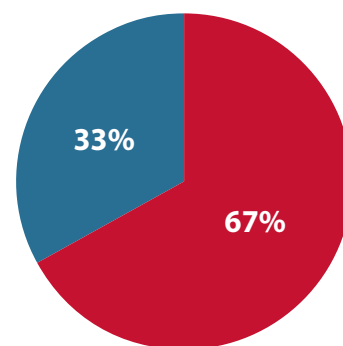
Graduate Schools

Worcester Polytechnic Institute

Double Majors

NA

First Destination Activity
All Degree Levels



2020 First Destination Outcomes Report: Robotics Engineering

First Destination Activity	Bachelor's	Master's	PhD	All Degree Levels
Employed	55	33	4	92
Graduate School	21	8	0	29
Military	0	0	0	0
Volunteer Service	0	0	0	0
Success Rate	92.7%	89.1%	100.0%	91.7%
Seeking Employment	6	5	0	11
Not Seeking	0	3	0	3
Unknown	8	7	1	16
Total Graduates	90	56	5	151
Knowledge Rate	91.1%	87.5%	80.0%	89.4%
Average Salary 2020	\$81,618	\$113,833	NA	

Employers		
6 River Systems	Greensea Systems, Inc.	Proctor & Gamble
Alert Innovation	HighRes Biosolutions	Ras Labs Inc.
Allegro MicroSystems, LLC	Honda Research Institute USA	Raytheon Technologies
Altaeros	HPR	RBC Bearings
Amazon Robotics	iRobot	Saint-Gobain
ASML	ISEE AI	SharkNinja
Aurora Flight Sciences	Jupiter Environmental Laboratories	Shipln Systems
BAE Systems, Inc.	Knightscope	Stealth Start-Up
Baidu USA LLC	Lockheed Martin	Sunrise Labs
Barry-Wehmiller Design Group, Inc.	Locus Robotics	Takeda
Bastian Solutions	Maris Systems Design	TE Connectivity
Berkshire Grey Inc.	MathWorks	Teach Western Mass, Inc.
Boston Dynamics	Medtronic	Tek Ninjas Solutions, LLC
Brooks Automation	MIT Lincoln Laboratory	Teledyne Technologies
Cognex Corporation	Mosaic	Teleport
Collins Aerospace	NASA	TORC Robotics
Columbia Tech	Naval Undersea Warfare Center, Division Newport	TripAdvisor
Delsys, Inc.	NAVSEA Warfare Center	Triton Systems, Inc.
DMC	Northrop Grumman Corporation	UMASS Medical School
Dorabot	OCEANEERING INTERNATIONAL	US Navy
EETech Media, LLC	PaymentWorks	Vasognosis
Embark Trucks	Pratt & Whitney-A United Technologies Company	Wayfair
FLIR Systems, Inc.		Wolters Kluwer Publishing Co.
General Motors		X by 2, LLC
Google, Inc.		

Graduate Schools
Carnegie Mellon University
Tufts University
Worcester Polytechnic Institute

Double Majors
Computer Science
Electrical & Computer Engineering
Mechanical Engineering
Biomedical Engineering

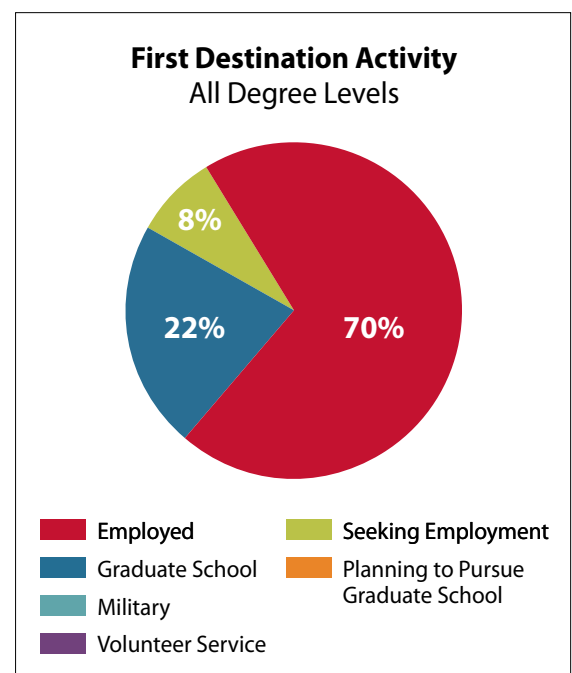


TABLE OF CONTENTS

2020 First Destination Outcomes Report: Society, Technology, & Policy

First Destination Activity	Bachelor's	Master's	PhD	All Degree Levels
Employed	0	NA	NA	0
Graduate School	0	NA	NA	0
Military	0	NA	NA	0
Volunteer Service	0	NA	NA	0
Success Rate	NA	NA	NA	NA
Seeking Employment	0	NA	NA	0
Not Seeking	0	NA	NA	0
Unknown	0	NA	NA	0
Total Graduates	0	NA	NA	0
Knowledge Rate	NA	NA	NA	NA
Average Salary 2020	NA	NA	NA	

Employers
NA

Graduate Schools
NA

Double Majors
NA

2020 First Destination Outcomes Report: Statistics

First Destination Activity	Bachelor's	Master's	PhD	All Degree Levels
Employed	NA	NA	0	0
Graduate School	NA	NA	0	0
Military	NA	NA	0	0
Volunteer Service	NA	NA	0	0
Success Rate	NA	NA	NA	NA
Seeking Employment	NA	NA	0	0
Not Seeking	NA	NA	0	0
Unknown	NA	NA	0	0
Total Graduates	NA	NA	0	0
Knowledge Rate	NA	NA	NA	NA
Average Salary 2020	NA	NA	NA	

Employers
NA

Graduate Schools
NA

Double Majors
NA

2020 First Destination Outcomes Report: Supply Chain Management

First Destination Activity	Bachelor's	Master's	PhD	All Degree Levels
Employed	NA	3	NA	3
Graduate School	NA	1	NA	1
Military	NA	0	NA	0
Volunteer Service	NA	0	NA	0
Success Rate	NA	100.0%	NA	100.0%
Seeking Employment	NA	0	NA	0
Not Seeking	NA	1	NA	1
Unknown	NA	1	NA	1
Total Graduates	NA	6	NA	6
Knowledge Rate	NA	83.3%	NA	83.3%
Average Salary 2020	NA	NA	NA	

Employers
A-iPower Corp. Hologic Waters Corporation

Graduate Schools
Worcester Polytechnic Institute

Double Majors
NA

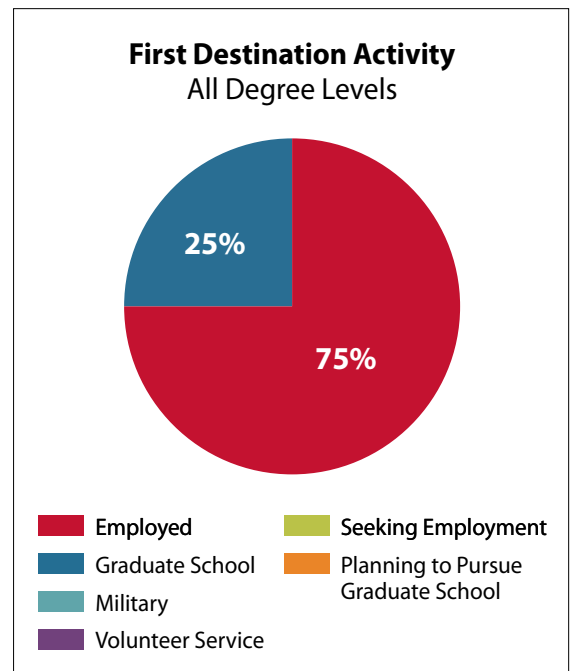


TABLE OF CONTENTS

2020 First Destination Outcomes Report: System Dynamics

First Destination Activity	Bachelor's	Master's	PhD	All Degree Levels
Employed	NA	1	NA	1
Graduate School	NA	0	NA	0
Military	NA	0	NA	0
Volunteer Service	NA	0	NA	0
Success Rate	NA	100.0%	NA	100.0%
Seeking Employment	NA	0	NA	0
Unknown	NA	0	NA	0
Total Graduates	NA	1	NA	1
Knowledge Rate	NA	100.0%	NA	100.0%
Average Salary 2020	NA	NA	NA	

Employers
Unisys

Graduate Schools
NA

Double Majors
NA

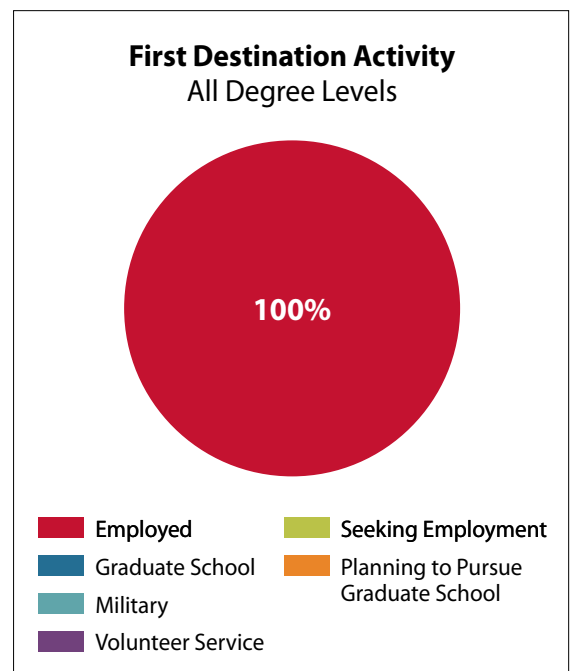


TABLE OF CONTENTS

2020 First Destination Outcomes Report: Systems Engineering

First Destination Activity	Bachelor's	Master's	PhD	All Degree Levels
Employed	NA	33	NA	33
Graduate School	NA	2	NA	2
Military	NA	0	NA	0
Volunteer Service	NA	0	NA	0
Success Rate	NA	97.2%	NA	97.2%
Seeking Employment	NA	1	NA	1
Not Seeking	NA	5	NA	5
Unknown	NA	3	NA	3
Total Graduates	NA	44	NA	44
Knowledge Rate	NA	93.2%	NA	93.2%
Average Salary 2020	NA	NA	NA	

Employers

Abacus Technology Corporation
 BAE Systems, Inc
 Draeger Medical Systems, Inc.
 General Dynamics
 General Dynamics Mission Systems
 Harris Corporation
 IDEXX
 Lockheed Martin
 Millennium Engineering and Integration Company
 Pratt & Whitney-A United Technologies Company
 PSEG - Public Service Enterprise Group
 Raytheon Technologies
 Saint-Gobain
 Tegra Medical
 The Boeing Company
 The MITRE Corporation
 United Technologies Corporation
 US Navy

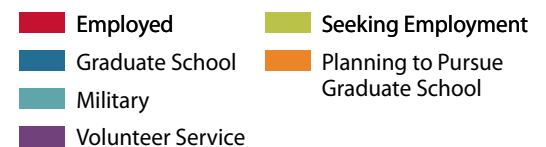
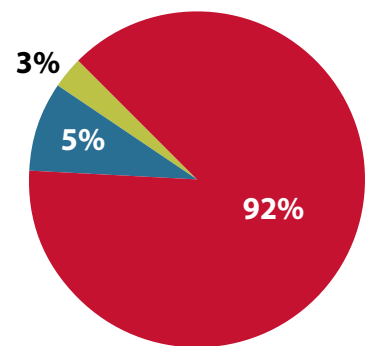
Graduate Schools

Worcester Polytechnic Institute

Double Majors

NA

First Destination Activity
All Degree Levels



Employers

128 Technology
6 River Systems
Abacus Technology Corporation
ABB
Abbott Diagnostics
AbbVie
Abcam
Aberdeen
Abiomed
Acacia Communications
Accenture - Chicago, Illinois
ACCESS
ADECCO NA
AECOM
Aimtek
A-iPower Corp.
Alarm.com
Alegeus Technologies
Alert Innovation
Allegro MicroSystems, LLC
AllSome Fulfillment
Altaeros
Altran IPD
Amazon
Amazon Robotics
Amazon Web Services
Amgen
AMSC
Analog Devices
Anheuser-Busch
Apellis Pharmaceuticals
Apple
Applied Materials
Applied Pathology Systems
Aramco
ARCO
ArdenVent
ARTHUR G. RUSSELL
Asecna
Ashworth Leininger Group
ASML
Astellas Pharma US
Athenahealth, Inc.
Atmospheric Environmental Research
Atrium Payroll Services
Aurora Flight Sciences
Authright, Inc.
Autonodyne
Ava
Avantor Sciences
AWARE, Inc.
Axcelis Technologies, Inc.
Axis Technology, LLC
Azzur Group
BAE Systems, Inc.
Baidu USA, LLC
Baker Hughes Company
Bank of America
Barnard Construction
Barry-Wehmiller Design Group, Inc.
Bastian Solutions
BBS Tech, LLC
Becton Dickinson
BERG
Berkshire Grey, Inc.
Berlin Industrial Group
BETA Group, Inc.
BETE Fog Nozzle
Beth Israel Deaconess Medical Center
Biogen
Boeing Company
Bose Corporation
Boston Children's Hospital
Boston Dental
Boston Dynamics
Boston Engineering Corporation
Boston Innovation Technology Corporation
Boston Scientific
Boston University
Bottomline Technologies
BrainCo, Inc.
Brigham and Women's Hospital
Bristol Myers Squibb
Broad Institute of MIT and Harvard
Brooks Automation
Brown University
Burns & McDonnell
Busek Co. Inc.
Cadence Design Systems
Cambridge Associates
Capgemini America, Inc.
CapTech
Carrier
CASCO USA
CDM Smith
Celona, Inc.
Chewy
Cianbro
CICC
Circuit Lab
CitiusTech, Inc.
Citizens Bank
Citrix
City of San Francisco
Classic Foil
Cloudware Technologies
Cmind, Inc.
Code Red Consultants, LLC
Coghlin Companies
Cogmedix
Cognex Corporation
Colgate-Palmolive Company
Collins Aerospace
Columbia Tech

Employers

Columbia University
Consigli Construction Co., Inc.
Constant Contact
Control Point Technologoy
Copious Imaging
Credit Suisse
CRISPR Therapeutics
Crowe LLP
Cue Biopharma
Cuffey's
Cummins
Cutler Associates, Inc.
Cvent, Inc.
CVS Health
Cytiva (Global Life Sciences Solutions, LLC)
Danielson Legal
Dartmouth College
Dassault Systemes
DataRobot
Defibtech
DEKA Research and Development
Dell Technologies
Dellbrook | JKS
Delsys, Inc.
DePuy Synthes
DermBiont, Inc.
Design Quality Assurance
Deutsche Bank
Devereux Advanced Behavioral Health
DICK'S Sporting Goods
Dish Network
Distal Solutions, Inc.
DMC
Dorabot
Dow Chemical
Draeger Medical Systems, Inc.
DraftKings
Eastman
Edwards Lifesciences
Elink Elite, LLC
Embark Trucks
Emergent Biosolutions
Enel Green Power North America
Enercon Services, Inc.
Engineers Design Group, Inc.
Ensign-Bickford Aerospace & Defense
Ensign-Bickford Industries, Inc.
Environmental Partners Group, Inc.
ePac Flexible Packaging
EPIC Systems, Inc.
Ernst & Young LLP (EY)
Eurofins Scientific
Eversource Energy
Exact Corp.
Extendime Software Solutions, Inc.
ExxonMobil Corporation
Facebook, Inc.
Fidelity Investments, Inc.
FightPandemics
Fitchburg State University
FLIR Systems, Inc.
FM Global
Formlabs
Foundation Medicine
Fulcrum Research Group
Funfleur Fiber
G&F Precision Molding
GE
GE Healthcare
General Dynamics Electric Boat
General Dynamics Mission Systems
General Motors
Genie Life Sciences
GHD
GlaxoSmithKline
Glenair
GlobalFoundries
Google, Inc.
Green International Affiliates, Inc.
GreenLight Biosciences
Greensea, Systems, Inc.
Greensource Fabrication, LLC
Grid AI
Gusto
H. Carr & Sons, Inc.
Haigh-Farr, Inc.
Hanover Company
Harris Corporation
Harvard Pilgrim Health Care
Hawai'i Time Farm
Hemanext, Inc.
Henkel
HighRes Biosolutions
HITEC Sensor Developments, Inc.
HNTB Corporation
Hologic
Homesite Insurance
Honda Research Institute USA
HPR
HSBC
Hubbell Incorporated
HubSpot
Hypertherm
ICON Consultants
ICONICS
iD Tech
IDEXX
Industrial Light & Magic
IngageApp
Innovative Defense Technologies
Institute of Human and Machine Cognition - IHMC
Instrumentation Laboratory
Insulet Corporation
Integrated Circuits Labs at Ain Shams University
Intel Corporation

Employers

Intellia Therapeutics
InterSystems
InyaLand
IPG Photonics
iRobot
Iron Tree Service
ISEE AI
Ismile Technologies, LLC
Itlize Global, LLC
J.C. Cannistraro, LLC
Jaco, Inc.
Jacobs
JENSEN HUGHES
JFK&M
John Hancock
Johnson Matthey
Juniper Networks
Jupiter Environmental Laboratories
Kaon Interactive, Inc.
KBR
Kern & Associates LLC
KEYENCE Corporation of America
Kidde Fire Systems
Kids And Cars, Inc.
Knightscope
Knockout Media
Kopin Corporation
KPMG LLP
Kubricky Construction Corp.
L3Harris Technologies
Laboratory for Education & Application Prototypes
LaunchBay
Lautec ApS
Lexington Medical, Inc.
Liberty Mutual Insurance
Lockheed Martin
Locus Robotics
Lonza
Lutron Electronics Company, Inc.
MACOM
Maine Machine Products and Hoppe Technologies
Maris Systems Design
Marlabs, Inc.
Mascon, Inc.
Massachusetts Eye and Ear Infirmary
Massachusetts General Hospital
MassMutual
Match4Action
MathWorks
Mattson Technology
Mazak North America
McLaughlin Research Corporation
Mediate.tech
Medtronic
Mercury Systems, Inc.
Micro Focus
Microsoft
Middlesex Savings Bank
Millennium Engineering and Integration Company
MilliporeSigma
Minim
MinTechx
MIT Lincoln Laboratory
Moderna
MojoTech
Molex
MongoDB
Monotony.ai
Mosaic
Mott MacDonald
NASA
Nasdaq
National Grid
NAVSEA
NAVSEA Warfare Centers
NECI
Nelson Analytical Lab
Nested Bean, Inc.
New England Infrastructure, Inc.
New England Survey Systems, Inc.
New York Football Giants
NextEra Energy Seabrook, LLC
NFPA
Noresco
Northrop Grumman Corporation
Northwestern University
Nuance Communications
Oak Ridge Institute for Science and Education
OCEANEERING INTERNATIONAL
OneBeacon Insurance Group
Optimal
Optum
Optumas
Orano USA
Otis Elevator
Outback Engineering
PAAET
Pall Corporation
Patel Consultants Corporation
PatientKeeper, Inc.
Patxi's Pizza
PaymentWorks
PepsiCo
Pfizer, Inc.
PharmaCann
Philips
PJ Keating
Poly Joule
Portsmouth Naval Shipyard
Pratt & Whitney-A United Technologies Company
Preventa Medical Corp.

Employers

Proctor & Gamble
PSEG - Public Service Enterprise Group
PTC
Purdue University
Putnam Investments
QinetiQ, Inc.
Quantum Black
Quidel Corporation
RAN Fire Protection Engineering
Randstad Technologies
Rapid7
RapkoTech, LLC
Ras Labs, Inc.
Raytheon
Raytheon Technologies
RBC Bearings
RDP Technologies
Redpoint Positioning
Regeneron Pharmaceuticals, Inc.
Reliant Medical Group
Rhode Island Hospital
Rockwell Automation
Rogers Corporation
Rogers Manufacturing Corporation
Roscid Technologies
Rotary Vacuum Products
Routing Company
RSA Security
Rudolph Technologies, Inc.
Russell Electric Co.
Saint-Gobain
Salut-Global, Inc.
Sam's Club
Sanofi Genzyme
SAP
Savvas Learning Company
Schneider Electric
Sequence, Inc.
SharkNinja
Shifamed, LLC
ShipIn Systems
Siefert Associates
Siemens
Sigilon
Sikorsky
Silicon Labs
Simpson Gumpertz & Heger
SimSpace
SLR Consulting
Smith & Nephew
Solace Therapeutics
Solvus Global
SpaceX
Spectrum Health
Speedgoat
Sports Engineering, Inc.
Stantec
Staples, Inc.
Starburst Data, Inc.
Starry
State Street Corporation
Stealth Start-Up
Stephen Gaddis Narrative Therapy
STIDD Systems
Stonyfield Organic
Suffolk Construction
Sumitomo Corporation of Americas
Summer Consultants, Inc.
Sun Life Financial
Sunrise Labs
Takeda
Tata & Howard, Inc.
TE Connectivity
Teach Western Mass, Inc.
TEC, Inc.
Tegra Medical
Tek Ninjas Solutions, LLC
Teledyne Technologies
Teleport
Tencent
Tessera Therapeutics
Test Logic, Inc.
Texas Instruments, Inc.
The Aerospace Corporation
The Austin Company
The Boeing Company
The Design Group
The Hanover Insurance Group
The MITRE Corporation
The Okonite Company
The Stop & Shop Supermarket Company
Thermal Systems
Thermo Fisher Scientific
Tiffany & Co.
Tighe & Bond
TJX Companies
TORC Robotics
Toxikon Corp.
Tramplezone, LLC
TranSystems, Corp.
Travelers
TRC Companies
TripAdvisor
Triton Systems, Inc.
Tufts University
Tulip Interfaces, Inc.
TwinHats
Tyco International Management Company
U.S. Census Bureau - New York
Ultivue
Ultragenyx - Gene Therapy
UMASS Medical School
Unison
Unisys

Employers

United Technologies Corporation
University of California Riverside
University of Massachusetts
Medical School
University of Rhode Island
US Army and Army Reserve
US Army Corps of Engineers
US Navy
USALLIANCE Financial
Utron
Valley Steel Stamp
Valsource, Inc.
Vasognosis
Vee24
VendorPass, Inc.
Vermont Electric Power Company

Vestmark
Veterinary Surgery Center
Vidhwan, Inc.
Virginia Diodes, Inc.
Vistaprint
W.H.P.M., Inc.
Wachusett Regional School District
Walsh Construction Co.
Waters Corporation
Wayfair
WDF, Inc.
Webula, Inc
Wellington Management Company
Weston and Sampson
Whitcraft Group
WhiteHat Security

Whiting-Turner Contracting
Company
Whitnet Blake Company
Wolters Kluwer Publishing Co.
Worcester Polytechnic Institute
Worldpay
Wozny/Barbar & Associates, Inc.
WSP
Wyman Gordon
X by 2, LLC
Y2 CONSULTANTS, INC.
Yoh
Zachary Group
Zebra Technologies Corporation
Zero Point Development
ZOLL Medical Corporation

Graduate Schools

Adams State College
Bloomsburg University of Pennsylvania
Boston University
Brandeis University
Brown University
California Institute of Technology
Carnegie Mellon University
Columbia University
Cornell University
Cummings School of Veterinary Medicine at Tufts University
Dartmouth College
Drexel University
Harvard University
Johns Hopkins University
Michigan State University
National University of Ireland
New York University
Northwestern University
Purdue University
Quinnipiac University
Saint Thomas Aquinas College
Stanford University
Tufts University
University of Colorado Boulder
University of Connecticut
University of Delaware
University of Hartford
University of Massachusetts Amherst
University of Michigan
University of Minnesota
University of New Hampshire
University of Pennsylvania
University of South Carolina
University of Southern California
University of Strasbourg
University of Texas San Antonio
University of Virginia
University of Wisconsin Madison
Villanova University
Virginia Tech
Worcester Polytechnic Institute
Yale University

Methodology and Glossary of Terms

Methodology:

This report is based on data gathered for the graduating class of 2020 which includes students who received their degrees in September 2019, December 2019, or May 2020. Following standards established by the National Association of Colleges and Employers (NACE), the CDC gathers “first destination” career information from a variety of sources. Data collection begins for each class in September and concludes in December of the following year.

Students are asked to complete on-line surveys at various times during the year, students are also encouraged to complete online surveys at the CDC. In the fall, CDC conducts a phone campaign to non-responders, asks faculty and staff to provide information, and collects information using social media and other sources.

Typically about half of graduates who are employed provide salary information, these data are considered confidential and are used in aggregate to produce this report. To protect student privacy, average salaries are only reported for those degrees and fields of study where three or more students have reported salary information. In rare cases where only one or two students have reported a salary for a particular degree and field, no average salary is reported (but this data is included for calculation of average salary across all fields of study for that degree level). In all cases, average salary statistics are based on full-time regular employment.

Results for double majors are reported for each major to which their degree applies, however they are counted only once for aggregate statistics (for example, by class or degree level). In this report, NA (“not applicable”) indicates a particular degree is not offered, and zero (“0”) indicates no degree was granted for that class year.

Glossary of Terms:

Knowledge Rate	The proportion of graduates for whom at least some career information was collected
Success Rate	The proportion of graduates employed, in graduate school, serving in the military or volunteer service out of those graduates for whom at least some career information was collected excluding those Not Seeking
Employed	Includes full-time, part-time, contract, entrepreneur, freelance, and post-graduation internships or fellowships, most WPI graduates who are employed work in regular full-time professional positions
Graduate School	Enrollment in some form of graduate study (master or doctoral degree), professional school (law, medicine etc.) or continuing education
Military	Active duty military service
Volunteer Service	Includes community service such as Teach for America, Peace Corps, and similar programs
Seeking Employment	Graduates who have not yet secured any of the Employed options listed above
Not Seeking	Graduates not seeking employment, graduate school, military, or volunteer service options
Unknown	Graduates for whom career information could not be reliably found