

WPI

Post-Graduation Report Class of 2018

Executive Summary

Post-Graduation Report for the Class of 2018

The Career Development Center (CDC) is pleased to present the WPI Post-Graduation Report for the Class of 2018 including all degree levels, following standards set by the National Association of Colleges and Employers (NACE). For details on data collection and reporting, see the Methodology section of this report. Highlights for the class of 2018 include the following:

Knowledge Rate

For **bachelor's degree graduates the knowledge rate was 92%**, much higher than the typical national average of 65% (NACE First Destination Report 2017). The knowledge rate is the proportion of graduates for whom career data was collected from all sources (i.e. self-report, phone campaign, faculty and staff, social media).

Success Rate

The **success rate for bachelor's degree graduates inched up to 93.0%** (94.6% for graduates of all degree levels -- bachelor's, master's, PhD -- combined). The success rate is the proportion of graduates who are employed, in graduate school, active duty military or volunteer service for whom data was collected excluding those "not seeking".

Average Starting Salary

The **average starting salary for bachelor's degree graduates rose more than \$2,000** from the previous year to \$69,219, typically only about one-third of employed graduates report salary information, these data are confidential and used only in aggregate to produce this report.

Employer Engagement

Over **450 different companies recruited on-campus** (career fairs, information sessions, on-campus interviews, networking events, and career expos) last year and thousands more virtually.

Student Satisfaction

Student satisfaction with CDC services consistently exceeds the national average (Universum survey, 2014-2018).

Princeton Review

In its 2019 edition, **Princeton Review ranked WPI #5 for Best Career Services!**

Table of Contents

Summary Results	Interactive Media & Game Development
Actuarial Mathematics	International & Global Studies
Aerospace Engineering	Learning Sciences & Technology
Applied Mathematics	Management Engineering
Applied Statistics	Management Information Systems
Architectural Engineering	Manufacturing Engineering
Biochemistry	Manufacturing Engineering Management
Bioinformatics & Computational Biology	Marketing & Innovation
Biology & Biotechnology	Materials Process Engineering
Biomedical Engineering	Materials Science and Engineering
Bioscience Administration	Mathematics for Educators
Business	Mathematical Sciences
Chemical Engineering	MBA
Chemistry	Mechanical Engineering
Civil Engineering	Operations, Analytics & Management
Computer Science	Physics
Construction Project Management	Power Systems Engineering
Data Science	Power Systems Management
Economic Science	Professional Writing
Electrical & Computer Engineering	Psychological Science
Environmental Engineering	Robotics Engineering
Environmental & Sustainability Studies	Society, Technology & Policy
Financial Mathematics	System Dynamics
Fire Protection Engineering	Systems Engineering
Humanities & Arts	Employers
Industrial Engineering	Graduate Schools
Industrial Mathematics	Methodology
Information Technology	

2018 Post Graduation Report: Summary Results

Post-Graduation Activity	Bachelor's	Master's	PhD	All Degree Levels
Employed	631	427	52	1110
Graduate School	188	69	1	258
Volunteer Service	4	0	0	4
Military	13	1	0	14
Success Rate	93.0%	97.3%	96.4%	94.6%
Seeking Employment	61	14	2	77
Planning to Pursue Graduate School	2	0	0	2
Not Seeking	4	2	0	6
Unknown	76	84	5	165
Total Graduates	979	597	60	1636
Knowledge Rate	92.2%	85.9%	91.7%	89.9%
Average Salary 2018	\$69,219	\$84,104	\$87,107	

The average PhD salary represents a range of employment settings including industry and non-profit employers. The average salary for PhD graduates entering roles with industry employers was \$103,111. The average salary for PhD graduates entering roles with non-profit employers, including academia and government agencies, was \$58,300.

2018 Post Graduation Report: Actuarial Mathematics

Post-Graduation Activity	Bachelor's	Master's	PhD	All Degree Levels
Employed	10	NA	NA	10
Graduate School	1	NA	NA	1
Volunteer Service	0	NA	NA	0
Military	0	NA	NA	0
Success Rate	100.0%	NA	NA	100.0%
Seeking Employment	0	NA	NA	0
Unknown	0	NA	NA	0
Total Graduates	11	NA	NA	11
Knowledge Rate	100.0%	NA	NA	100.0%
Average Salary 2018	\$66,514	NA	NA	

Employers

- Aon Hewitt
- Fidelity Investments
- IFG Companies
- October Three Consulting
- Prudential Financial
- Savings Bank Life Insurance
- Sun Life Financial
- The Hanover Insurance Group
- TransAmerica

Double Majors

NA

Graduate Schools

- Boston University
- WPI

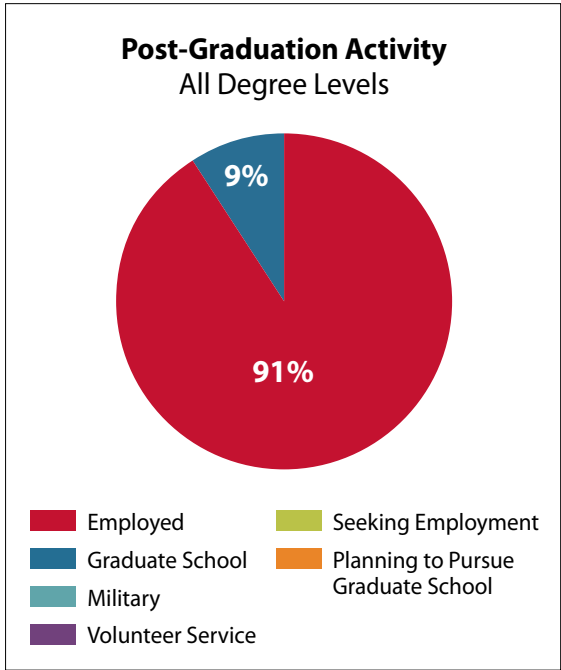


TABLE OF CONTENTS

2018 Post Graduation Report: Aerospace Engineering

Post-Graduation Activity	Bachelor's	Master's	PhD	All Degree Levels
Employed	28	10	2	40
Graduate School	11	2	0	13
Volunteer Service	0	0	0	0
Military	0	0	0	0
Success Rate	97.5%	92.3%	66.7%	94.6%
Seeking Employment	1	1	1	3
Unknown	3	4	0	7
Total Graduates	43	17	3	63
Knowledge Rate	93.0%	76.5%	100.0%	88.9%
Average Salary 2018	\$67,329	\$65,667	NA	

Employers

Amazon Robotics
 Aurora Flight Sciences
 Autonodyne
 BAE Systems
 Belcan Corporation
 Berkshire Theater Group
 Busek
 Cummins Inc.
 Energid Technologies
 Ensign Bickford Aerospace and Defense
 General Dynamics Electric Boat
 Iradion Laser
 Lockheed Martin
 Lockheed Martin-Sikorsky Aircraft
 LTA Research & Exploration
 MTU Aero Engines
 NASA
 NASA Marshall Space Flight Center
 Naval Air Systems Command
 Naval Undersea Warfare Center
 Quest Global
 Raytheon Company
 Solar Turbines
 Sumitomo Electric Wiring Systems
 Terrafugia
 The Lee Company
 Turbine Kinetics
 UPS
 UTC Pratt & Whitney
 WPI

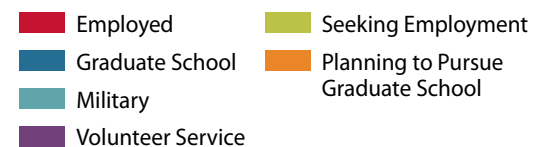
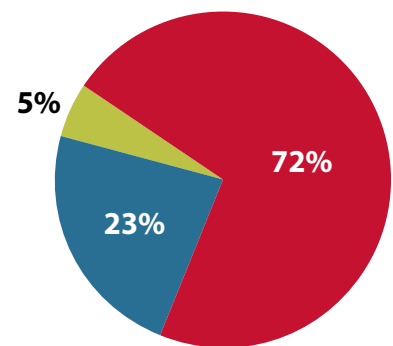
Double Majors

Robotics Engineering

Graduate Schools

Florida Institute of Technology
 University of California-LA
 University of Michigan-Ann Arbor
 WPI

Post-Graduation Activity
All Degree Levels



[TABLE OF CONTENTS](#)

2018 Post Graduation Report: Applied Mathematics

Post-Graduation Activity	Bachelor's	Master's	PhD	All Degree Levels
Employed	NA	1	NA	1
Graduate School	NA	2	NA	2
Volunteer Service	NA	0	NA	0
Military	NA	0	NA	0
Success Rate	NA	75.0%	NA	75.0%
Seeking Employment	NA	1	NA	1
Unknown	NA	1	NA	1
Total Graduates	NA	5	NA	5
Knowledge Rate	NA	80.0%	NA	80.0%
Average Salary 2018	NA	NA	NA	

Employers
ISSAC Corp

Double Majors
NA

Graduate Schools
WPI

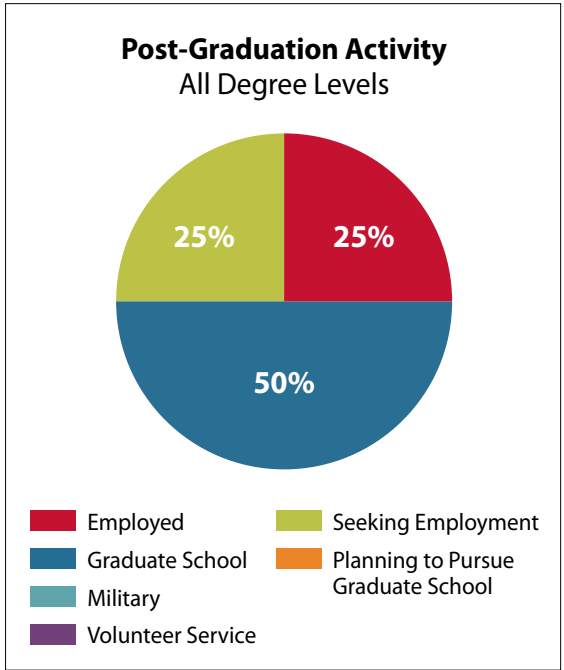


TABLE OF CONTENTS

2018 Post Graduation Report: Applied Statistics

Post-Graduation Activity	Bachelor's	Master's	PhD	All Degree Levels
Employed	NA	8	NA	8
Graduate School	NA	6	NA	6
Volunteer Service	NA	0	NA	0
Military	NA	0	NA	0
Success Rate	NA	82.4%	NA	82.4%
Seeking Employment	NA	3	NA	3
Unknown	NA	1	NA	1
Total Graduates	NA	18	NA	18
Knowledge Rate	NA	94.4%	NA	94.4%
Average Salary 2018	NA	NA	NA	

Employers

- BrainCo
- Elbum LLC
- Lonza
- MAPFRE Insurance
- Medpace
- Sallie Mae
- Taibah University
- Tellon Trading

Double Majors

NA

Graduate Schools

- Boston University
- Brandeis University
- Southern Illinois University-Carbondale
- University of Connecticut
- University of Iowa
- WPI

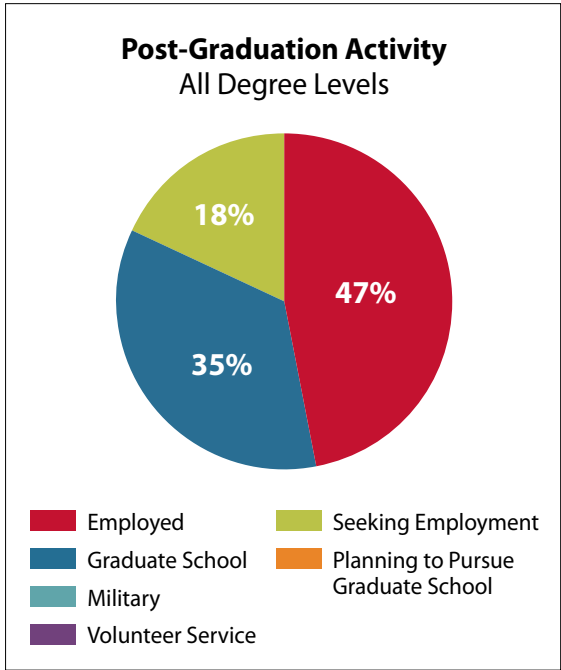


TABLE OF CONTENTS

2018 Post Graduation Report: Architectural Engineering

Post-Graduation Activity	Bachelor's	Master's	PhD	All Degree Levels
Employed	8	NA	NA	8
Graduate School	4	NA	NA	4
Volunteer Service	1	NA	NA	1
Military	0	NA	NA	0
Success Rate	100.0%	NA	NA	100.0%
Seeking Employment	0	NA	NA	0
Unknown	0	NA	NA	0
Total Graduates	13	NA	NA	13
Knowledge Rate	100.0%	NA	NA	100.0%
Average Salary 2018	\$59,667	NA	NA	

Employers

Fuss & O'Neill
 Good Harbor Techmark
 Kleinfelder
 Simpson Gumpertz & Heger
 Suffolk Construction
 The Cardinal Group
 Wold Architects and Engineers
 WPI

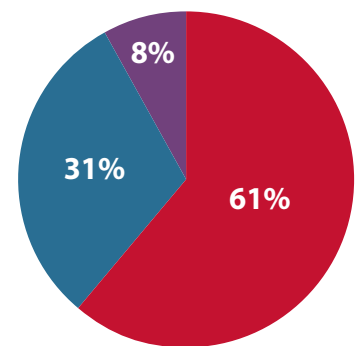
Double Majors

Electrical &
 Computer Engineering

Graduate Schools

WPI

Post-Graduation Activity
All Degree Levels



- Employed
- Graduate School
- Military
- Volunteer Service
- Seeking Employment
- Planning to Pursue Graduate School

TABLE OF CONTENTS

2018 Post Graduation Report: Biochemistry

Post-Graduation Activity	Bachelor's	Master's	PhD	All Degree Levels
Employed	9	1	1	11
Graduate School	7	0	0	7
Volunteer Service	2	0	0	2
Military	0	0	0	0
Success Rate	94.7%	100.0%	100.0%	95.2%
Seeking Employment	1	0	0	1
Planning to Pursue Graduate School	0	0	0	0
Not Seeking	1	0	0	1
Unknown	3	0	0	3
Total Graduates	23	1	1	25
Knowledge Rate	87.0%	100.0%	100.0%	88.0%
Average Salary 2018	\$41,775	NA	NA	

Employers

Abbvie
 Brown Medical School
 Harvard Medical School
 LakePharma
 National High School South
 Novogene Bioinformatics Corporation
 SBH Sciences
 The Hanover Insurance Group
 UMass Medical School

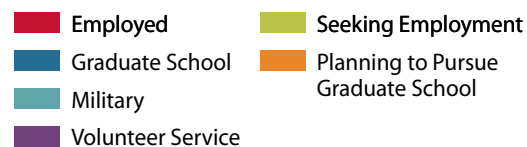
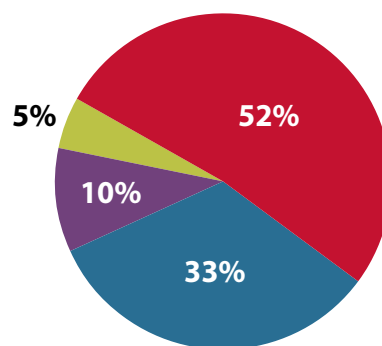
Double Majors

Bioinformatics & Computational Biology
 Biology & Biotechnology
 Professional Writing

Graduate Schools

McMaster University
 UMass Medical School
 University of Nevada-Las Vegas
 University of Southern California

Post-Graduation Activity
All Degree Levels



2018 Post Graduation Report: Bioinformatics & Computational Biology

Post-Graduation Activity	Bachelor's	Master's	PhD	All Degree Levels
Employed	0	2	NA	2
Graduate School	1	0	NA	1
Volunteer Service	0	0	NA	0
Military	1	0	NA	1
Success Rate	100.0%	100.0%	NA	100.0%
Seeking Employment	0	0	NA	0
Unknown	0	0	NA	0
Total Graduates	2	2	NA	4
Knowledge Rate	100.0%	100.0%	NA	100.0%
Average Salary 2018	NA	NA	NA	

Employers

City of Hope
Shanghai Ditai
Biotechnology Co., Ltd

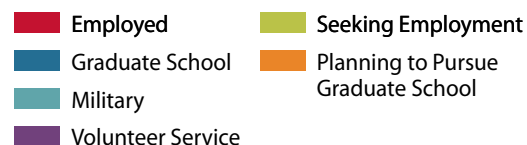
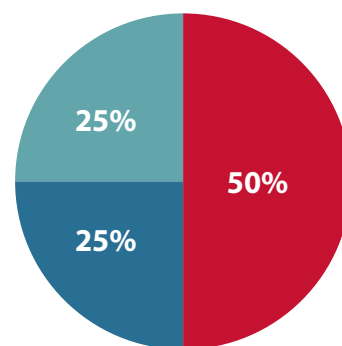
Double Majors

Biochemistry
Biology & Biotechnology

Graduate Schools

University of Southern
California

Post-Graduation Activity
All Degree Levels



2018 Post Graduation Report: Biology & Biotechnology

Post-Graduation Activity	Bachelor's	Master's	PhD	All Degree Levels
Employed	20	1	1	22
Graduate School	9	1	0	10
Volunteer Service	0	0	0	0
Military	2	0	0	2
Success Rate	100.0%	100.0%	100.0%	100.0%
Seeking Employment	0	0	0	0
Unknown	1	0	0	1
Total Graduates	32	2	1	35
Knowledge Rate	96.9%	100.0%	100.0%	97.1%
Average Salary 2018	\$44,595	NA	NA	

Employers

Boston College
 Boston Medical Center
 Cell Signaling Technology
 Cugene
 Dana Farber Cancer Institute
 Exosome Diagnostics
 Griffin Hospital
 Harvard Medical School
 Kuchnir Dermatology
 Massachusetts General Hospital
 Novo Nordisk
 Regeneron Pharmaceuticals
 Sacramento Valley Ambulance
 Sentien Biotech
 The Broad Institute
 The MacDonald Lab at Mass General Hospital
 Town of Duxbury
 UMass Medical School
 University of Pennsylvania
 WPI
 Yale University

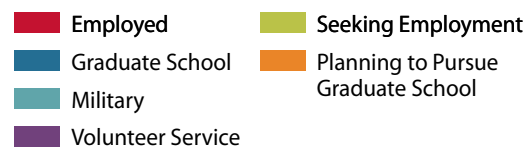
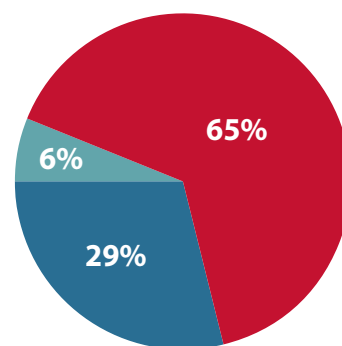
Double Majors

Biochemistry
 Bioinformatics & Computational Biology
 Chemistry

Graduate Schools

Boston College
 Boston University
 Brandeis University
 Brown University
 Massachusetts College of Pharmacy and Health Sciences
 Tufts University
 Tufts University-Cummings School of Veterinary Medicine
 UMass Medical School
 WPI

Post-Graduation Activity
All Degree Levels



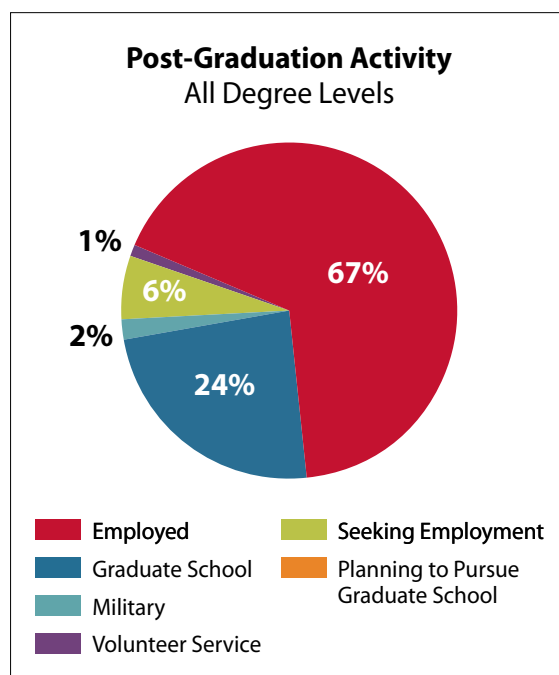
2018 Post Graduation Report: Biomedical Engineering

Post-Graduation Activity	Bachelor's	Master's	PhD	All Degree Levels
Employed	51	10	3	64
Graduate School	22	1	0	23
Volunteer Service	1	0	0	1
Military	2	0	0	2
Success Rate	92.7%	100.0%	100.0%	93.8%
Seeking Employment	6	0	0	6
Unknown	4	1	0	5
Total Graduates	86	12	3	101
Knowledge Rate	95.3%	91.7%	100.0%	95.0%
Average Salary 2018	\$61,466	\$79,250	NA	

Employers	
Abbvie	Massachusetts General Hospital
Altran US Corp	Mattek Corporation
American Homecare Equipment	Medtronic
Amgen	Memorial Sloan Kettering Cancer Center
Azzur Group	MK&A
Bard Davol	Naval Air Warfare Center - Aircraft Division
Biosurfaces Inc.	Olympus Surgical Technologies America
Bluebird	Orangetheory Fitness
Boston Children's Hospital	Organogenesis
Boston Scientific	Oxygen Development
Bristol-Myers Squibb	Phosphorex, Inc
Cardinal Health	PTC
Columbia University	Regeneron Pharmaceuticals
DEKA Research & Development	Riverside Medical Group
Draper Laboratories	Smith & Nephew
Edwards Lifesciences	Solid Biosciences
Epic Systems	State Street
Festo	The Amnion Foundation
General Electric	The New York Racing Association
Gordon Research Conferences	U.S. Army
Harvey Performance	United States Marine Corps
Helen of Troy	Vivex Biomedical
Johns Hopkins University	WPI
Langer Lab at Massachusetts Institute of Technology	Yumanity Therapeutics
	Zetinge

Double Majors
International & Global Studies
Mechanical Engineering
Professional Writing
Robotics Engineering

Graduate Schools
Brown University
Bryant University
Columbia University
Cornell University
ETH Zurich
Northeastern University
University of Arkansas-Fayetteville
University of Hartford
University of Rochester
WPI



[TABLE OF CONTENTS](#)

2018 Post Graduation Report: Bioscience Administration

Post-Graduation Activity	Bachelor's	Master's	PhD	All Degree Levels
Employed	NA	4	1	5
Graduate School	NA	0	0	0
Volunteer Service	NA	0	0	0
Military	NA	0	0	0
Success Rate	NA	100.0%	100.0%	100.0%
Seeking Employment	NA	0	0	0
Unknown	NA	1	0	1
Total Graduates	NA	5	1	6
Knowledge Rate	NA	80.0%	100.0%	83.3%
Average Salary 2018	NA	NA	NA	

Employers

Biogen
Pfizer
Shire Pharmaceuticals
Solid Biosciences
UserZoom

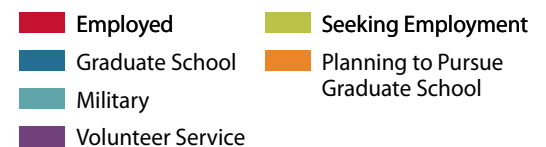
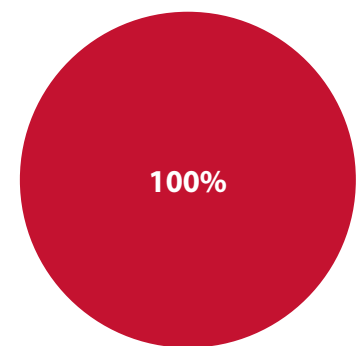
Double Majors

NA

Graduate Schools

NA

Post-Graduation Activity All Degree Levels



2018 Post Graduation Report: Business

Post-Graduation Activity	Bachelor's	Master's	PhD	All Degree Levels
Employed	3	13	NA	16
Graduate School	0	2	NA	2
Volunteer Service	0	0	NA	0
Military	0	0	NA	0
Success Rate	75.0%	93.8%	NA	90.0%
Seeking Employment	1	1	NA	2
Unknown	1	5	NA	6
Total Graduates	5	21	NA	26
Knowledge Rate	80.0%	76.2%	NA	76.9%
Average Salary 2018	NA	\$71,900	NA	

Employers
Abbvie AIG Epic Systems Fidelity Investments General Electric Henke Sass America Integra LifeSciences Massachusetts Port Authority National Grid NextEra Energy, Inc Optum Pow Advocate UMass Memorial Medical Center WPI

Double Majors
NA

Graduate Schools
WPI

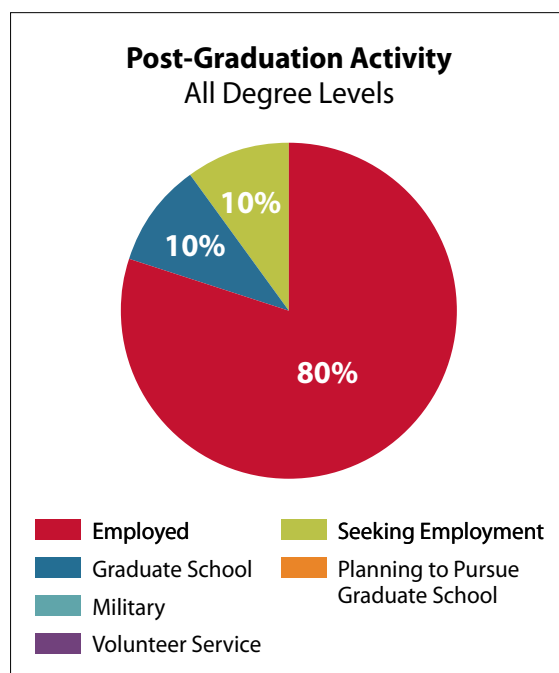


TABLE OF CONTENTS

2018 Post Graduation Report: Chemical Engineering

Post-Graduation Activity	Bachelor's	Master's	PhD	All Degree Levels
Employed	63	2	3	68
Graduate School	22	2	0	24
Volunteer Service	0	0	0	0
Military	2	0	0	2
Success Rate	89.7%	80.0%	100.0%	89.5%
Seeking Employment	9	1	0	10
Planning to Pursue Graduate School	1	0	0	1
Unknown	6	2	0	8
Total Graduates	103	7	3	113
Knowledge Rate	94.2%	71.4%	100.0%	92.9%
Average Salary 2018	\$67,544	NA	NA	

Employers	
A123 Systems	Koch Membrane Systems
Abbvie	LEAF Pharmaceuticals
Alkermes	Mariner's Arcade
Amgen	Medtronic
Amphenol Alden	MilliporeSigma
Azzur Group	O & M, Inc.
BAE Systems	PepsiCo
Barry-Wehmiller Design Group	Portsmouth Naval Shipyard
Bristol-Myers Squibb	Praxair, Inc
CDM Smith	Raytheon Company
Ceramem	RBC Bearings
CiDRA	RoviSys
Clear Automation, LLC	Saint-Gobain
Comark LLC	Sandymount Technologies
Commissioning Agents Inc.	Savannah River Nuclear Solutions
Cyprotex US	Sylvania Automative
ExxonMobil	TechnipFMC
FM Global	The Broad Institute
General Dynamics Electric Boat	The Mott MacDonald Group
Goldman Sachs	Tighe & Bond
Haartz Corporation	Toray Plastics
Haley & Aldrich	TTM Technologies
Impact Technology Development	US Navy
ioMosaic	Vertex Pharmaceuticals
JENSEN HUGHES	WPI
JM Eagle	Xtalic

Double Majors
Chemistry
Electrical & Computer Engineering
Professional Writing

Graduate Schools
Cardiff University
Carnegie Mellon University
Cornell University
Endicott College
Manhattan College
Northeastern University
Penn State
Purdue University
Stanford University
University of California-Santa Barbara
University of Michigan
University of New South Wales
University of Richmond-Law
University of Virginia
University of Washington
University of Wisconsin-Madison
WPI

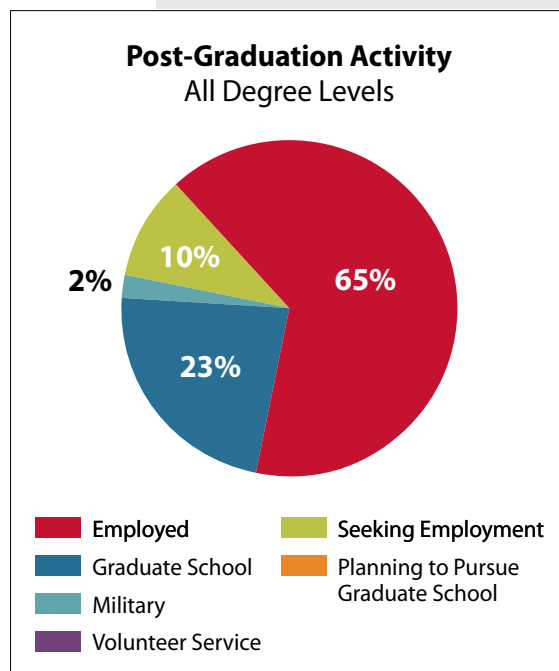


TABLE OF CONTENTS

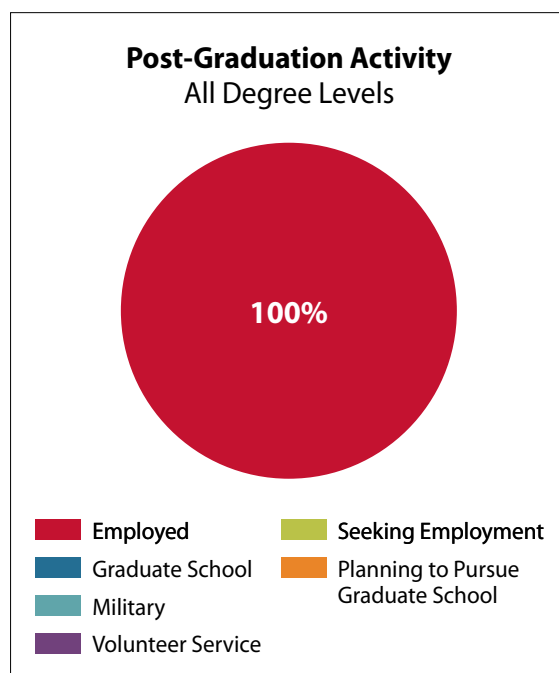
2018 Post Graduation Report: Chemistry

Post-Graduation Activity	Bachelor's	Master's	PhD	All Degree Levels
Employed	3	0	0	3
Graduate School	0	0	0	0
Volunteer Service	0	0	0	0
Military	0	0	0	0
Success Rate	100.0%	NA	NA	100.0%
Seeking Employment	0	0	0	0
Unknown	0	0	1	1
Total Graduates	3	0	1	4
Knowledge Rate	100.0%	NA	0.0%	75.0%
Average Salary 2018	NA	NA	NA	

Employers
TechnipFMC U.S. DOT WPI

Double Majors
Biology & Biotechnology Chemical Engineering Society, Technology & Policy

Graduate Schools
NA



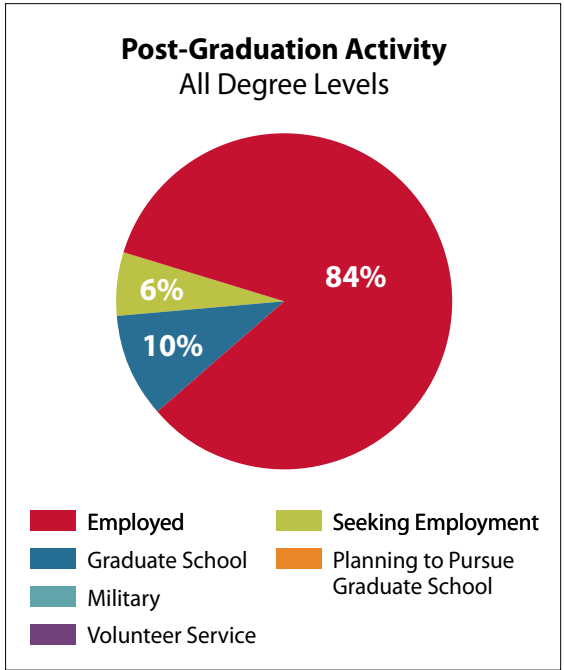
2018 Post Graduation Report: Civil Engineering

Post-Graduation Activity	Bachelor's	Master's	PhD	All Degree Levels
Employed	36	4	2	42
Graduate School	5	0	0	5
Volunteer Service	0	0	0	0
Military	0	0	0	0
Success Rate	93.2%	100.0%	100.0%	94.0%
Seeking Employment	3	0	0	3
Unknown	4	0	1	5
Total Graduates	49	4	3	56
Knowledge Rate	91.8%	100.0%	66.7%	91.1%
Average Salary 2018	\$62,182	\$64,467	NA	

Employers	
AECOM	Louriero Engineering
AKF Group	Odeh Engineers
American International Group	Package Steel Systems Inc.
Arup	Robert Silman Associates
Consigli Construction	Simpson Gumpertz & Heger
Dewberry	Skanska USA
Elite Construction	Stantec
Entitlement and Engineering Solutions	Structural Tone
Green International Affiliates	Suffolk Construction
Hensel Phelps	TEC
HNTB	UMN Duluth
Jacobs Engineering	VHB
John Moriarty Associates	VN Engineers
Kimley-Horn Associates	Walt Disney Company
KOMFORT S.A.	Whiting-Turner Construction
	Wood & Company
	WPI
	Y2 Consultants

Double Majors
Industrial Engineering
International & Global Studies
Mechanical Engineering
Professional Writing

Graduate Schools
Brown University
University of Texas-Austin
WPI



[TABLE OF CONTENTS](#)

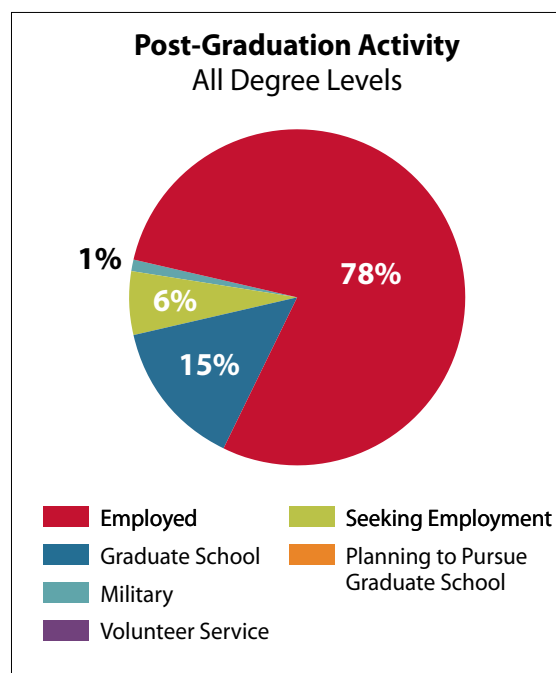
2018 Post Graduation Report: Computer Science

Post-Graduation Activity	Bachelor's	Master's	PhD	All Degree Levels
Employed	95	40	6	141
Graduate School	24	2	0	26
Volunteer Service	0	0	0	0
Military	1	1	0	2
Success Rate	93.0%	95.6%	100.0%	93.9%
Seeking Employment	9	2	0	11
Unknown	19	6	0	25
Total Graduates	148	51	6	205
Knowledge Rate	87.2%	88.2%	100.0%	87.8%
Average Salary 2018	\$85,962	\$98,733	NA	

Employers		
128 Technology	Facebook	Munich American
Ab Initio	Fiber Mountain, The	Reinsurance Company
Air BNB	Glass Core Company	Octant
Algo Depth	Fidelity Investments	Ottie
Altran US Corp	Financial Engines	PayPal
Amadeus North	Fitbit	Pivotal
America	G2 Technogy Group	Qualcomm
Amazon	Galatea Associates	Raytheon Company
Amazon Robotics	General Dynamics	Red Hat
Applause App Quality	General Dynamics	Salesforce
Aquent	Electric Boat	Secure Works
ARRIS	Google	Shape Security
ASML	HEB	Siemens Healthineers
Aware Inc.	Henry M. Jackson	Staples
BAE Systems	Foundation - BHSAI	Star Labs
Bose	Homesite Insurance	Starburst
Boston Software	HubSpot	Starry, Inc.
Group, Inc.	Hyannis Port Research	State Street
BrainCo	IBM	Takata
Bridgewater	iboss	Tesla
Associates	IFS Core	The MathWorks, Inc.
CA Technologies	Imprivata	The MITRE
Carbon Black	Indiana Legislative	Corporation
Catapult Sports LLC	Services	TIBCO
Catsquare	Intern Systems	TJX Companies
Clinpharma	InterSystems	Torc Robotics
Consulting Global	Johnson & Johnson	TraceLink
Group	Kaon Interactive	TripAdvisor Inc.
Cloud IQ Technologies	KAYAK	Udacity
Cognex Corporation	Kuebix	University of
Community Software	Kulicke & Soffa	Wisconsin-Platteville
Group	Law36	Vistaprint
Constant Contact	Magic AI	Vitech Systems Group
Convention Data	MagtiCom	VMware
Services	Massachusetts	VoltDB
Cubix	General Hospital	Wayfair
Cvent	Medtronic	WeEducation Group,
Datto	Microsoft	Inc.
Draft Kings	Microsoft Gray	WPI
Enhancv	Systems Lab	Zudy
Epic Systems	MIT Lincoln Labs	
Everquote	Mixmax, Inc	

Double Majors
Computer Science
Electrical & Computer Engineering
Interactive Media & Game
Development
Mathematical Sciences
Psychological Science
Robotics Engineering

Graduate Schools
Brown University
Michigan State University
New York University
Northeastern University
Rensselaer Polytechnic Institute
University of Michigan
University of Southern California
University of Virginia
WPI



2018 Post Graduation Report: Construction Project Management

Post-Graduation Activity	Bachelor's	Master's	PhD	All Degree Levels
Employed	NA	1	NA	1
Graduate School	NA	0	NA	0
Volunteer Service	NA	0	NA	0
Military	NA	0	NA	0
Success Rate	NA	100.0%	NA	100.0%
Seeking Employment	NA	0	NA	0
Unknown	NA	1	NA	1
Total Graduates	NA	2	NA	2
Knowledge Rate	NA	50.0%	NA	50.0%
Average Salary 2018	NA	NA	NA	

Employers
LeMessurier

Double Majors
NA

Graduate Schools
NA

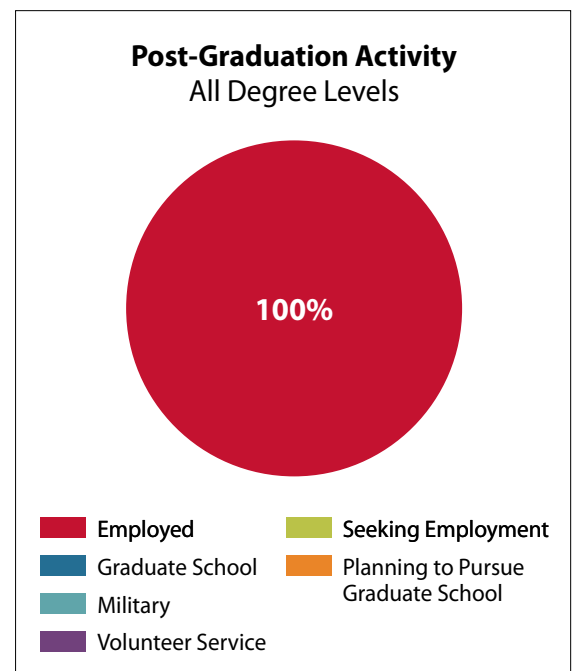


TABLE OF CONTENTS

2018 Post Graduation Report: Data Science

Post-Graduation Activity	Bachelor's	Master's	PhD	All Degree Levels
Employed	NA	41	NA	41
Graduate School	NA	1	NA	1
Volunteer Service	NA	0	NA	0
Military	NA	0	NA	0
Success Rate	NA	100.0%	NA	100.0%
Seeking Employment	NA	0	NA	0
Unknown	NA	4	NA	4
Total Graduates	NA	46	NA	46
Knowledge Rate	NA	91.3%	NA	91.3%
Average Salary 2018	NA	\$93,600	NA	

Employers
Acadian
Aetna Inc
Amazon
Aspen Technologies
BJ's Wholesale Club
CVS Health
DEKA Research & Development
Everbridge
Fang88.com, Inc.
Gartner
General Electric
Harvard Kennedy School
HERE Technologies
High Sense
Itlize Global
Klaviyo
MAPFRE Insurance
Northern Bank
PeerIQ
Philips Healthcare
PigletAI LLC
Pitney Bowes
Pluralsight
Postal Advocate
Redhorse Corporation
Refily
S.F. EXPRESS CO. LTD
Sokoco
Tamr Inc.
Telepathy Labs
The MathWorks, Inc.
Wayfair
XCG Design Corp

Double Majors
NA

Graduate Schools
WPI

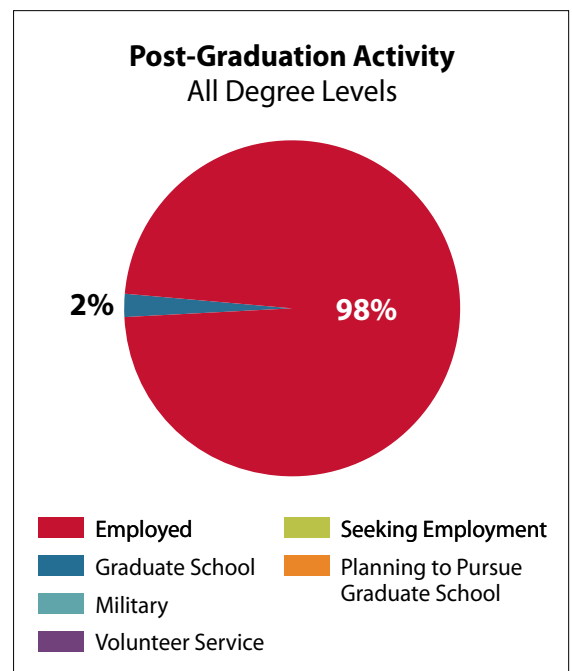


TABLE OF CONTENTS

2018 Post Graduation Report: Economic Science

Post-Graduation Activity	Bachelor's	Master's	PhD	All Degree Levels
Employed	1	NA	NA	1
Graduate School	0	NA	NA	0
Volunteer Service	0	NA	NA	0
Military	0	NA	NA	0
Success Rate	100.0%	NA	NA	100.0%
Seeking Employment	0	NA	NA	0
Unknown	0	NA	NA	0
Total Graduates	1	NA	NA	1
Knowledge Rate	100.0%	NA	NA	100.0%
Average Salary 2018	NA	NA	NA	

Employers
RMC

Double Majors
NA

Graduate Schools
NA

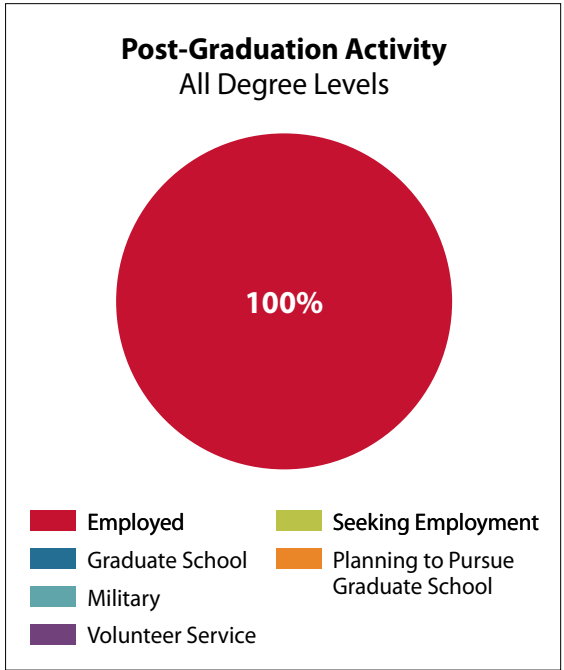


TABLE OF CONTENTS

2018 Post Graduation Report: Electrical & Computer Engineering

Post-Graduation Activity	Bachelor's	Master's	PhD	All Degree Levels
Employed	72	27	11	110
Graduate School	12	7	0	19
Volunteer Service	0	0	0	0
Military	0	0	0	0
Success Rate	95.5%	100.0%	91.7%	96.3%
Seeking Employment	4	0	1	5
Unknown	7	5	0	12
Total Graduates	95	39	12	146
Knowledge Rate	92.6%	87.2%	100.0%	91.8%
Average Salary 2018	\$73,559	\$82,125	\$111,333	

Employers

Acacia Communications	GNS Healthcare Inc	Seattle City Light
Acuty LLC	Google	Senseye
AIM Research	Hayward Industries Inc.	SES America
Allegro Microsystems	IBM	Silicon Labs
Altran Us Corp	iD Tech Camps	Smith & Nephew
Amazon	IDEX Biometrics	Southern Company
AMD	Intel Corporation	Starry, Inc.
Amtelk	Intercontinental Exchange	Teledyne Benthos
Analog Devices	iRobot	Teradyne
ARRIS	Kimball Physics Inc	The MathWorks, Inc.
BAE Systems	Kronos Incorporated	The MITRE Corporation
Bose	Lockheed Martin	Union Biometrica, Inc
Canon Medical Research USA	Maxdesign	United Illuminating
Carbon Black	Melexis	UTC Pratt & Whitney
Cognex Corporation	Microsoft	Viasat
Dassault Systems	MPR Associates	Volvo Trucks USA
Dell EMC	NanoSemi, Inc.	Western Digital
Dewberry	National Grid	Woods Hole Oceanographic Institute
DFW Technology	OnBoard Security, Inc.	Worcester Clean Tech Incubator
DMC, Inc.	Parsons Corporation	WPI
Draper Laboratories	Patterson and Dewar Engineers	Xcerra
Eversource Energy	QinetiQ	Yaskawa Solectria Solar
FRT	Raytheon Company	Zoar
General Dynamics Electric Boat	Redpoint Positioning	
	Santander	


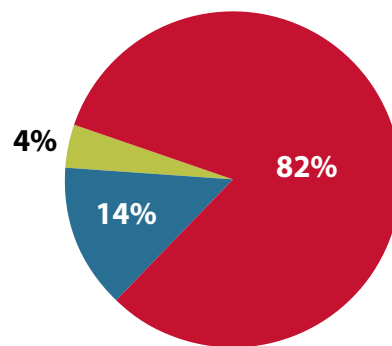
Double Majors

Architectual Engineering
 Chemical Engineering
 Computer Science
 Interactive Media & Game Development
 Mechanical Engineering
 Physics
 Robotics Engineering

Graduate Schools

Boston University
 Duke University
 New York University
 Purdue University
 Stanford University
 Tufts University
 UMass-Amherst
 University of California-LA
 University of Florida
 University of Texas-Austin
 University of Waterloo
 WPI

Post-Graduation Activity
All Degree Levels



2018 Post Graduation Report: Environmental Engineering

Post-Graduation Activity	Bachelor's	Master's	PhD	All Degree Levels
Employed	10	2	NA	12
Graduate School	1	1	NA	2
Volunteer Service	0	0	NA	0
Military	0	0	NA	0
Success Rate	91.7%	100.0%	NA	93.3%
Seeking Employment	1	0	NA	1
Not Seeking	0	1	NA	1
Unknown	2	2	NA	4
Total Graduates	14	6	NA	20
Knowledge Rate	85.7%	66.7%	NA	80.0%
Average Salary 2018	\$56,665	NA	NA	

Employers
AECOM
Antea Group
Beta Group, Inc.
CDR Maguire Inc.
City of Somerville
Delaware Engineering D.P.C
GHD
MEC
Raytheon Company
Tighe & Bond
Tommy Hilfiger Global Flagship
Weston & Sampson

Double Majors
NA

Graduate Schools
University of Southern California
WPI

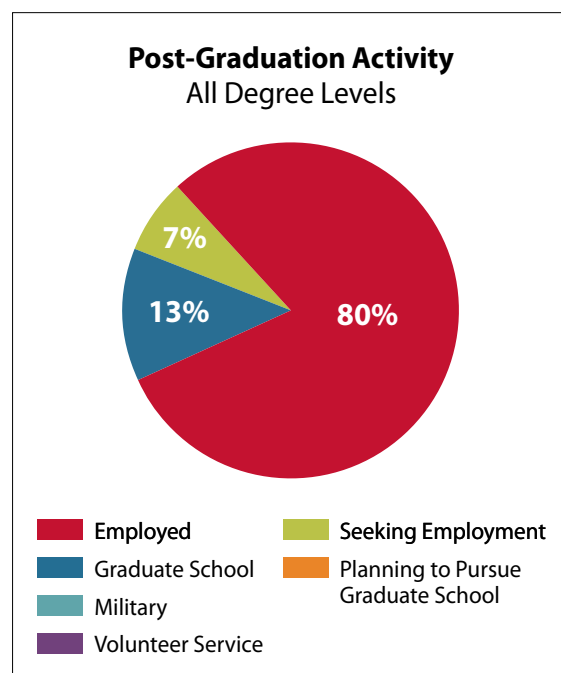


TABLE OF CONTENTS

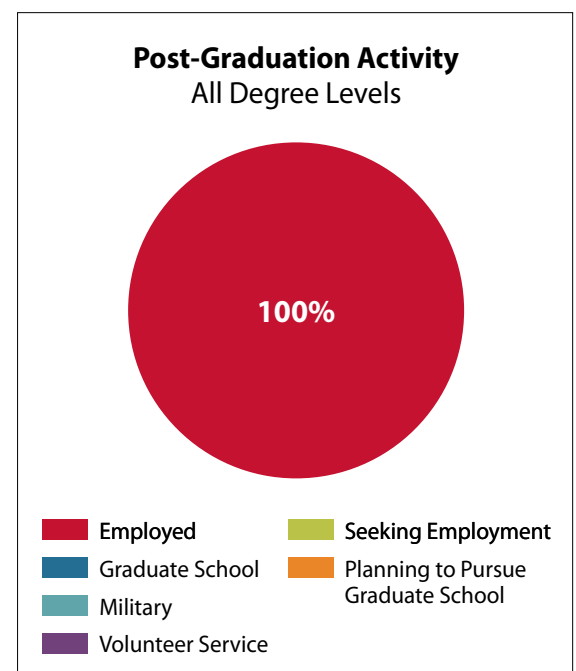
2018 Post Graduation Report: Environmental & Sustainability Studies

Post-Graduation Activity	Bachelor's	Master's	PhD	All Degree Levels
Employed	1	NA	NA	1
Graduate School	0	NA	NA	0
Volunteer Service	0	NA	NA	0
Military	0	NA	NA	0
Success Rate	100.0%	NA	NA	100.0%
Seeking Employment	0	NA	NA	0
Unknown	0	NA	NA	0
Total Graduates	1	NA	NA	1
Knowledge Rate	100.0%	NA	NA	100.0%
Average Salary 2018	NA	NA	NA	

Employers
NA

Double Majors
NA

Graduate Schools
NA



2018 Post Graduation Report: Financial Mathematics

Post-Graduation Activity	Bachelor's	Master's	PhD	All Degree Levels
Employed	NA	7	NA	7
Graduate School	NA	4	NA	4
Volunteer Service	NA	0	NA	0
Military	NA	0	NA	0
Success Rate	NA	78.6%	NA	78.6%
Seeking Employment	NA	2	NA	2
Not Seeking	NA	4	NA	4
Unknown	NA	0	NA	0
Total Graduates	NA	18	NA	18
Knowledge Rate	NA	100.0%	NA	100.0%
Average Salary 2018	NA	NA	NA	

Employers

BW Kennedy & Co.
 City Bank
 DFW Technology
 John Hancock Financial Services
 QCAM Currency Asset Management AG
 Vega Textile, Ltd.
 We Housing, Inc.

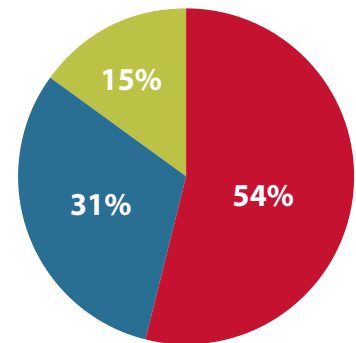
Double Majors

NA

Graduate Schools

Boston University
 University of California-Santa Barbara
 WPI

Post-Graduation Activity
All Degree Levels



- Employed
- Graduate School
- Seeking Employment
- Planning to Pursue Graduate School
- Military
- Volunteer Service

2018 Post Graduation Report: Fire Protection Engineering

Post-Graduation Activity	Bachelor's	Master's	PhD	All Degree Levels
Employed	NA	27	3	30
Graduate School	NA	1	0	1
Volunteer Service	NA	0	0	0
Military	NA	0	0	0
Success Rate	NA	96.6%	100.0%	96.9%
Seeking Employment	NA	1	0	1
Unknown	NA	6	1	7
Total Graduates	NA	35	4	39
Knowledge Rate	NA	82.9%	75.0%	82.1%
Average Salary 2018	NA	\$83,500	NA	

Employers
Arup
Code Consultants Inc
Code Red Consultants
Cosentini Associates
Ellis Fire Suppression Inc.
Engineering Planning and Management Inc.
Exponent
HDR
Honghua America, LLC
IdealQuote, Inc.
Jacobs Engineering
JENSEN HUGHES
Joule Group
National Fire Protection Association
NEC Laboratories America Inc
Orbbec 3D Technology International Inc
Summit Companies Fire Protection
Systems & Technology Research
Underwriters Laboratories
University of Maryland
Walt Disney Company
WSP

Double Majors
NA

Graduate Schools
WPI

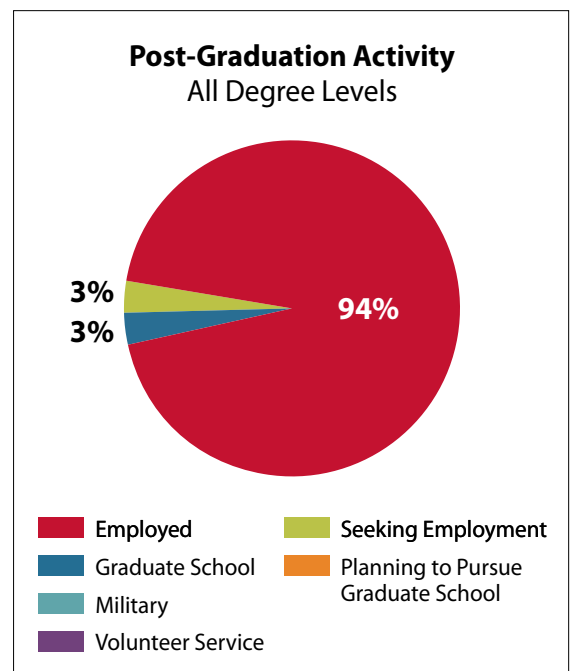


TABLE OF CONTENTS

2018 Post Graduation Report: Humanities & Arts

Post-Graduation Activity	Bachelor's	Master's	PhD	All Degree Levels
Employed	3	NA	NA	3
Graduate School	1	NA	NA	1
Volunteer Service	0	NA	NA	0
Military	0	NA	NA	0
Success Rate	100.0%	NA	NA	100.0%
Seeking Employment	0	NA	NA	0
Unknown	0	NA	NA	0
Total Graduates	4	NA	NA	4
Knowledge Rate	100.0%	NA	NA	100.0%
Average Salary 2018	NA	NA	NA	

Employers

Department of Transitional Assistance
Huntington Theatre Company
Raytheon Company

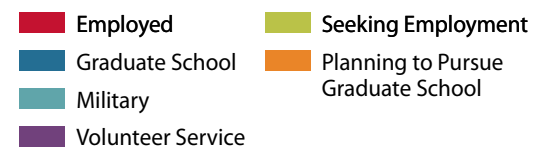
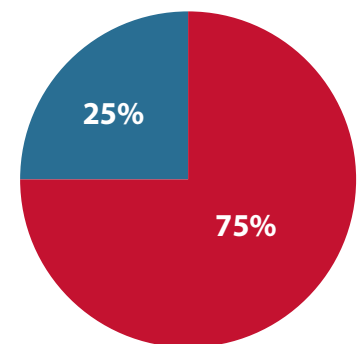
Double Majors

Robotics Engineering

Graduate Schools

University of Memphis
WPI

Post-Graduation Activity
All Degree Levels



2018 Post Graduation Report: Industrial Engineering

Post-Graduation Activity	Bachelor's	Master's	PhD	All Degree Levels
Employed	19	NA	NA	19
Graduate School	5	NA	NA	5
Volunteer Service	0	NA	NA	0
Military	0	NA	NA	0
Success Rate	88.9%	NA	NA	88.9%
Seeking Employment	3	NA	NA	3
Unknown	0	NA	NA	0
Total Graduates	27	NA	NA	27
Knowledge Rate	100.0%	NA	NA	100.0%
Average Salary 2018	\$65,031	NA	NA	

Employers

Atkore International
 BAE Systems
 Chewy
 Compusearch
 Dell EMC
 General Dynamics Mission Systems
 Juniper Networks
 Lockheed Martin
 Mediterranean Shipping Company
 NorthEast Electrical Distributors
 PepsiCo
 Stop & Shop
 United Technologies Corporation
 UTC Aerospace Systems

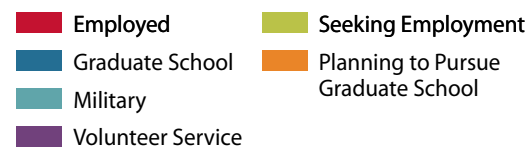
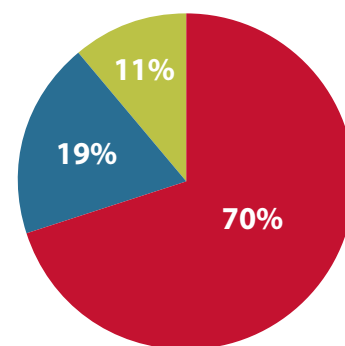
Double Majors

Civil Engineering

Graduate Schools

Clarkson University
 Hult Business School
 WPI

Post-Graduation Activity
All Degree Levels



[TABLE OF CONTENTS](#)

2018 Post Graduation Report: Industrial Mathematics

Post-Graduation Activity	Bachelor's	Master's	PhD	All Degree Levels
Employed	NA	0	NA	0
Graduate School	NA	0	NA	0
Volunteer Service	NA	0	NA	0
Military	NA	0	NA	0
Success Rate	NA	NA	NA	NA
Seeking Employment	NA	0	NA	0
Unknown	NA	1	NA	1
Total Graduates	NA	1	NA	1
Knowledge Rate	NA	0.0%	NA	0.0%
Average Salary 2018	NA	NA	NA	

Employers
NA

Double Majors
NA

Graduate Schools
NA

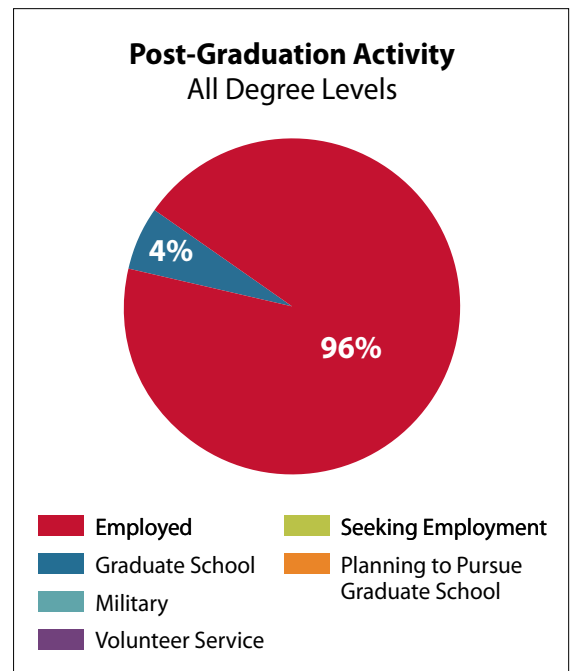
2018 Post Graduation Report: Information Technology

Post-Graduation Activity	Bachelor's	Master's	PhD	All Degree Levels
Employed	NA	46	NA	46
Graduate School	NA	3	NA	3
Volunteer Service	NA	0	NA	0
Military	NA	0	NA	0
Success Rate	NA	100.0%	NA	100.0%
Seeking Employment	NA	0	NA	0
Unknown	NA	2	NA	2
Total Graduates	NA	51	NA	51
Knowledge Rate	NA	96.1%	NA	96.1%
Average Salary 2018	NA	\$75,883	NA	

Employers	
Ainvest	Intellicom
Amadeus North America	Johnson Controls
American Airlines	Karen Clark and Company
Aon Hewitt	Kileer Mail
ARRIS	Kraft Analytics Group
Atrium Staffing	Kuebix
Baanyan Software Services, Inc.	Mercury Systems, Inc.
Barton & Associates, Inc.	RxAdvance
Boathouse Group	SAIS Innovation Center
Bright Horizon	Siemens Healthineers
Bristol-Myers Squibb	Sovos Compliance Energy
Cassiope	State Street
Cengage Learning	Symantec
CVS Health	TalkingData
DataOne Software	TipsyFreeRides
Elbum LLC	Tomorrow Star Tech Solutions
Ernst and Young	TSYS
Eze Software	Welltok
Genesys	Wiser Solutions
	WorldAPP, INC.

Double Majors
NA

Graduate Schools
NA



[TABLE OF CONTENTS](#)

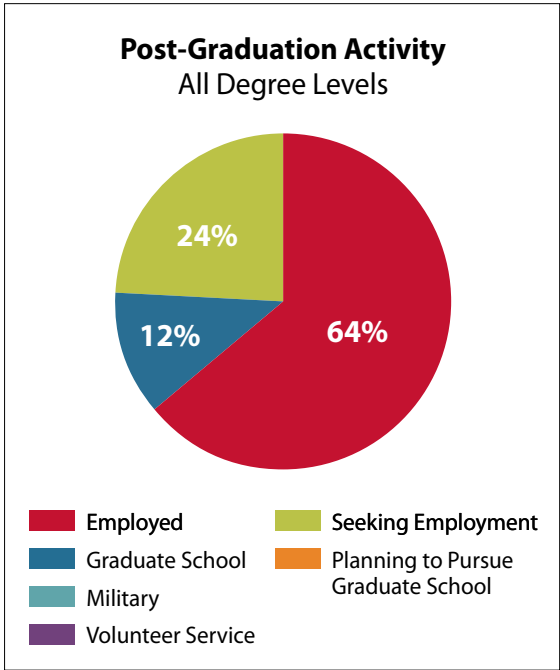
2018 Post Graduation Report: Interactive Media & Game Development

Post-Graduation Activity	Bachelor's	Master's	PhD	All Degree Levels
Employed	10	6	NA	16
Graduate School	3	0	NA	3
Volunteer Service	0	0	NA	0
Military	0	0	NA	0
Success Rate	68.4%	100.0%	NA	76.0%
Seeking Employment	6	0	NA	6
Unknown	4	1	NA	5
Total Graduates	23	7	NA	30
Knowledge Rate	82.6%	85.7%	NA	83.3%
Average Salary 2018	\$60,733	\$71,333	NA	

- ### Employers
- Album
 - Amadeus North America
 - Brigade
 - Centers Technology
 - Civil Aviation Training Europe
 - Convention Data Services
 - Indiana Legislative Services
 - Kaon Interactive
 - NexGen Interactions LLC
 - NuVu
 - Pegasystems
 - Starburst
 - The MITRE Corporation
 - Volvo Trucks USA
 - Zudy

- ### Double Majors
- Computer Science
 - Electrical & Computer Engineering

- ### Graduate Schools
- WPI



[TABLE OF CONTENTS](#)

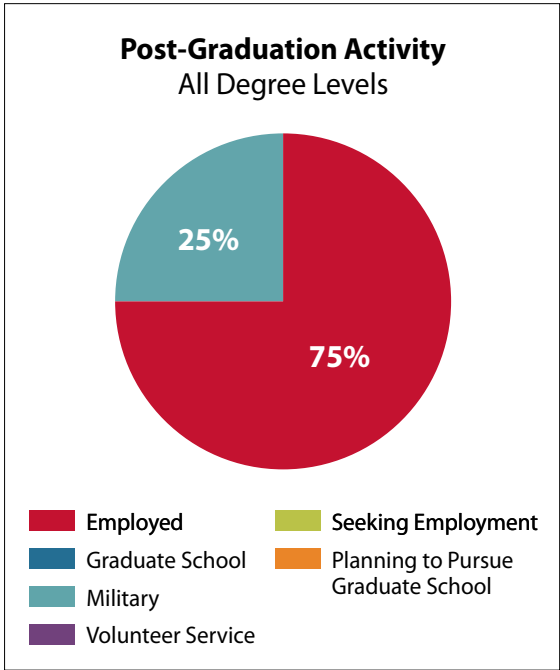
2018 Post Graduation Report: International & Global Studies

Post-Graduation Activity	Bachelor's	Master's	PhD	All Degree Levels
Employed	3	NA	NA	3
Graduate School	0	NA	NA	0
Volunteer Service	0	NA	NA	0
Military	1	NA	NA	1
Success Rate	100.0%	NA	NA	100.0%
Seeking Employment	0	NA	NA	0
Unknown	0	NA	NA	0
Total Graduates	4	NA	NA	4
Knowledge Rate	100.0%	NA	NA	100.0%
Average Salary 2018	\$63,333	NA	NA	

Employers
AECOM Stantec U.S. Army Whiting-Turner Construction

Double Majors
Biomedical Engineering Civil Engineering Professional Writing

Graduate Schools
NA



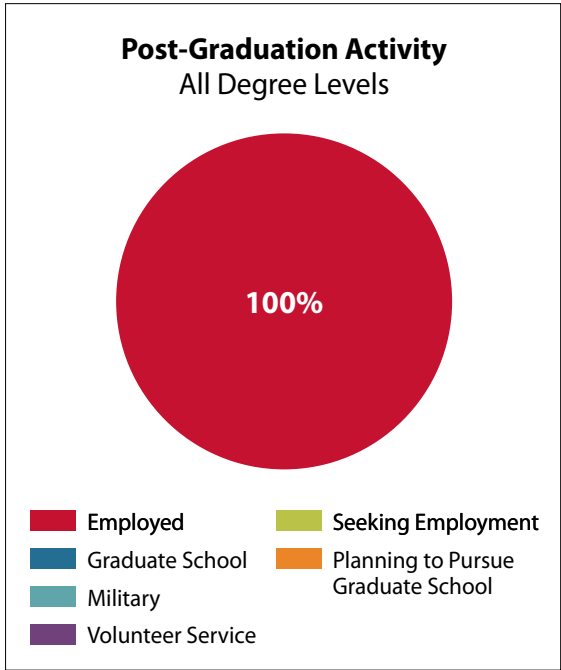
2018 Post Graduation Report: Learning Sciences & Technology

Post-Graduation Activity	Bachelor's	Master's	PhD	All Degree Levels
Employed	NA	0	2	2
Graduate School	NA	0	0	0
Volunteer Service	NA	0	0	0
Military	NA	0	0	0
Success Rate	NA	NA	100.0%	100.0%
Seeking Employment	NA	0	0	0
Unknown	NA	1	0	1
Total Graduates	NA	1	2	3
Knowledge Rate	NA	0.0%	100.0%	66.7%
Average Salary 2018	NA	NA	NA	

Employers
MIT WPI

Double Majors
NA

Graduate Schools
NA



[TABLE OF CONTENTS](#)

2018 Post Graduation Report: Management Engineering

Post-Graduation Activity	Bachelor's	Master's	PhD	All Degree Levels
Employed	15	NA	NA	15
Graduate School	2	NA	NA	2
Volunteer Service	0	NA	NA	0
Military	0	NA	NA	0
Success Rate	94.4%	NA	NA	94.4%
Seeking Employment	1	NA	NA	1
Unknown	2	NA	NA	2
Total Graduates	20	NA	NA	20
Knowledge Rate	90.0%	NA	NA	90.0%
Average Salary 2018	\$59,222	NA	NA	

Employers

Bluefin Technology Partners
 BW Kennedy & Co.
 Consigli Construction Co., Inc
 Converse
 CVS Health
 Fletcher Tilton PC
 MK&A
 NetSuite
 Penske Truck Rental
 Skanska USA
 UPS
 UTC Aerospace Systems
 WDF Inc.

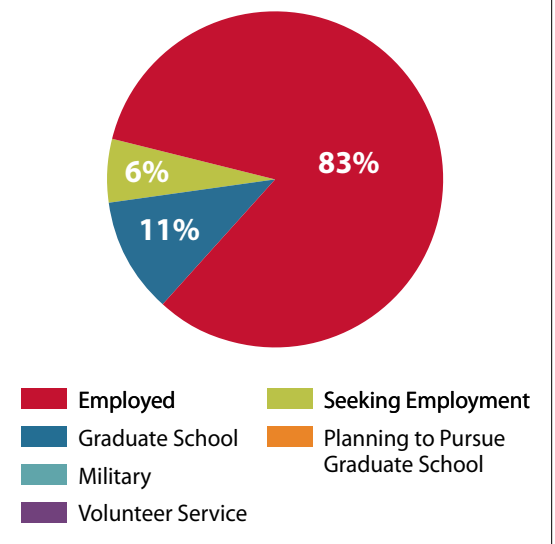
Double Majors

NA

Graduate Schools

WPI

Post-Graduation Activity
All Degree Levels



2018 Post Graduation Report: Management Information Systems

Post-Graduation Activity	Bachelor's	Master's	PhD	All Degree Levels
Employed	4	NA	NA	4
Graduate School	1	NA	NA	1
Volunteer Service	0	NA	NA	0
Military	0	NA	NA	0
Success Rate	71.4%	NA	NA	71.4%
Seeking Employment	2	NA	NA	2
Unknown	1	NA	NA	1
Total Graduates	8	NA	NA	8
Knowledge Rate	87.5%	NA	NA	87.5%
Average Salary 2018	\$67,500	NA	NA	

Employers
Enterprise iboss RetailNext

Double Majors
NA

Graduate Schools
WPI

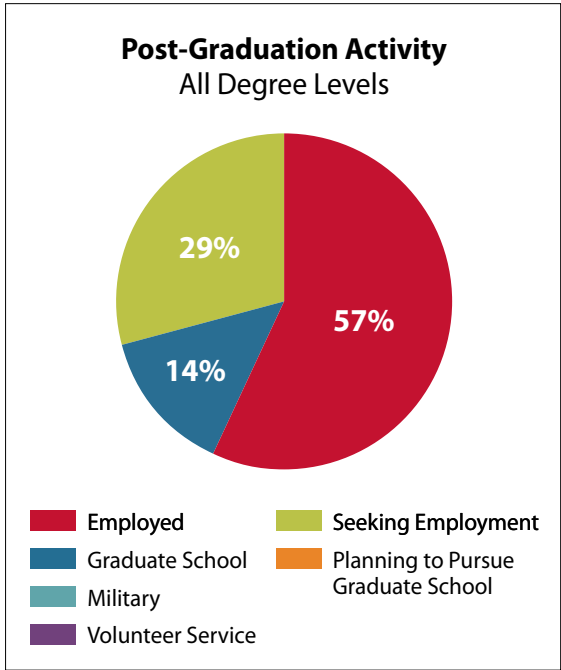


TABLE OF CONTENTS

2018 Post Graduation Report: Manufacturing Engineering

Post-Graduation Activity	Bachelor's	Master's	PhD	All Degree Levels
Employed	NA	9	4	13
Graduate School	NA	3	0	3
Volunteer Service	NA	0	0	0
Military	NA	0	0	0
Success Rate	NA	92.3%	100.0%	94.1%
Seeking Employment	NA	1	0	1
Unknown	NA	1	0	1
Total Graduates	NA	14	4	18
Knowledge Rate	NA	92.9%	100.0%	94.4%
Average Salary 2018	NA	\$76,500	NA	

Employers
Acacia Communications
Army Research Lab
Cognex Corporation
CRRC MA
Mattson Technology
Pall
Primetals Technologies
RBC Bearings
Riverdale Mills
Rudolph Technologies
University of Minnesota
WPI

Double Majors
NA

Graduate Schools
WPI

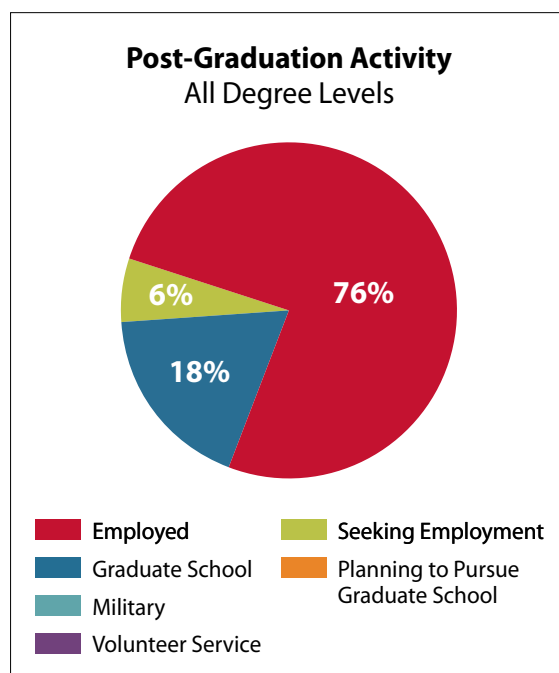


TABLE OF CONTENTS

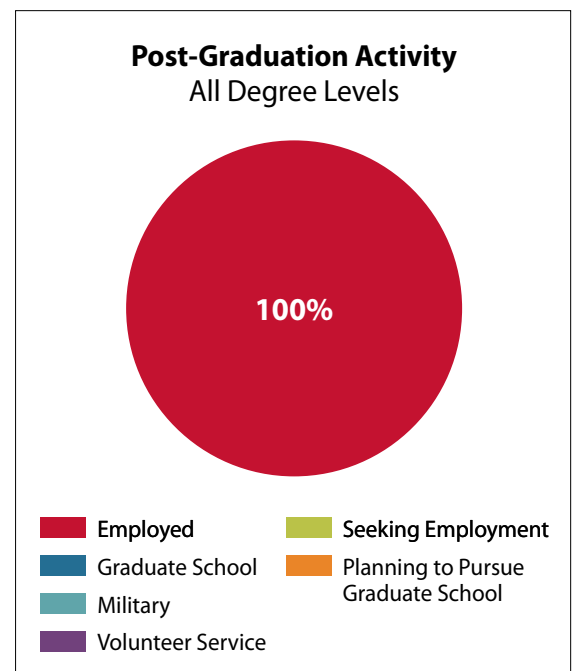
2018 Post Graduation Report: Manufacturing Engineering Management

Post-Graduation Activity	Bachelor's	Master's	PhD	All Degree Levels
Employed	NA	1	NA	1
Graduate School	NA	0	NA	0
Volunteer Service	NA	0	NA	0
Military	NA	0	NA	0
Success Rate	NA	100.0%	NA	100.0%
Seeking Employment	NA	0	NA	0
Unknown	NA	0	NA	0
Total Graduates	NA	1	NA	1
Knowledge Rate	NA	100.0%	NA	100.0%
Average Salary 2018	NA	NA	NA	

Employers
UTC Pratt & Whitney

Double Majors
NA

Graduate Schools
NA



[TABLE OF CONTENTS](#)

2018 Post Graduation Report: Marketing & Innovation

Post-Graduation Activity	Bachelor's	Master's	PhD	All Degree Levels
Employed	NA	16	NA	16
Graduate School	NA	6	NA	6
Volunteer Service	NA	0	NA	0
Military	NA	0	NA	0
Success Rate	NA	100.0%	NA	100.0%
Seeking Employment	NA	0	NA	0
Unknown	NA	8	NA	8
Total Graduates	NA	30	NA	30
Knowledge Rate	NA	73.3%	NA	73.3%
Average Salary 2018	NA	NA	NA	

Employers

American Education and Translation Services
Boathouse Group
Brookstone
Centro Las Americas
Elbum LLC
Entuity
IBM
Icity Development Group
I-Intern Career Consulting Group
JuniperMD
MDL Environment Science and Technology GmbH
Udacity
Uhouzz
WPI

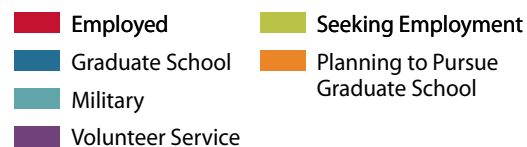
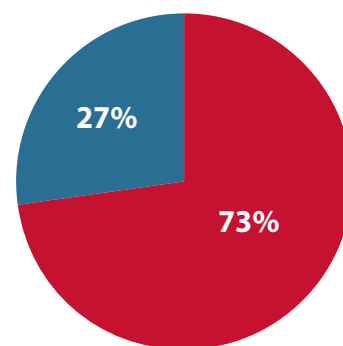
Double Majors

NA

Graduate Schools

Santa Clara University
WPI

Post-Graduation Activity
All Degree Levels



2018 Post Graduation Report: Materials Process Engineering

Post-Graduation Activity	Bachelor's	Master's	PhD	All Degree Levels
Employed	NA	1	NA	1
Graduate School	NA	0	NA	0
Volunteer Service	NA	0	NA	0
Military	NA	0	NA	0
Success Rate	NA	100.0%	NA	100.0%
Seeking Employment	NA	0	NA	0
Unknown	NA	1	NA	1
Total Graduates	NA	2	NA	2
Knowledge Rate	NA	50.0%	NA	50.0%
Average Salary 2018	NA	NA	NA	

Employers
DSM

Double Majors
NA

Graduate Schools
NA

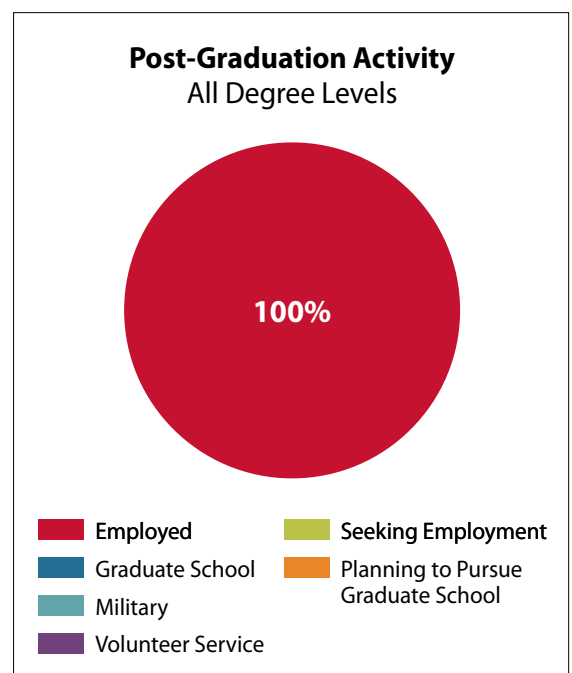


TABLE OF CONTENTS

2018 Post Graduation Report: Materials Science & Engineering

Post-Graduation Activity	Bachelor's	Master's	PhD	All Degree Levels
Employed	NA	10	6	16
Graduate School	NA	5	1	6
Volunteer Service	NA	0	0	0
Military	NA	0	0	0
Success Rate	NA	100.0%	100.0%	100.0%
Seeking Employment	NA	0	0	0
Unknown	NA	3	0	3
Total Graduates	NA	18	7	25
Knowledge Rate	NA	83.3%	100.0%	88.0%
Average Salary 2018	NA	\$76,333	NA	

Employers

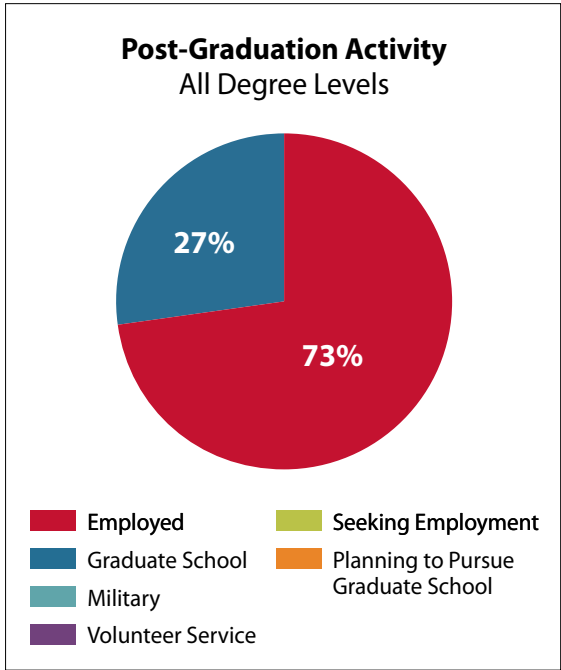
Air Liquide America
 Baltic Trail Facilities Management LLC
 Cabot Corporation
 CRRC MA
 Digital China
 ExxonMobil
 Haartz Corporation
 Henkels & McCoy
 Intel Corporation
 Jiangsu Mengxian Household Products Co., Ltd.
 Medtronic
 Nanolab Technologies, Inc.
 Raytheon Company
 Solvus Global
 WPI

Double Majors

NA

Graduate Schools

WPI



[TABLE OF CONTENTS](#)

2018 Post Graduation Report: Mathematics for Educators

Post-Graduation Activity	Bachelor's	Master's	PhD	All Degree Levels
Employed	NA	0	NA	0
Graduate School	NA	0	NA	0
Volunteer Service	NA	0	NA	0
Military	NA	0	NA	0
Success Rate	NA	NA	NA	NA
Seeking Employment	NA	0	NA	0
Unknown	NA	0	NA	0
Total Graduates	NA	0	NA	0
Knowledge Rate	NA	NA	NA	NA
Average Salary 2018	NA	NA	NA	

Employers
NA

Double Majors
NA

Graduate Schools
NA

2018 Post Graduation Report: Mathematical Sciences

Post-Graduation Activity	Bachelor's	Master's	PhD	All Degree Levels
Employed	4	NA	2	6
Graduate School	9	NA	0	9
Volunteer Service	0	NA	0	0
Military	0	NA	0	0
Success Rate	86.7%	NA	100.0%	88.2%
Seeking Employment	2	NA	0	2
Unknown	2	NA	0	2
Total Graduates	17	NA	2	19
Knowledge Rate	88.2%	NA	100.0%	89.5%
Average Salary 2018	\$80,000	NA	NA	

Employers

Bridgewater Associates
Merck
ProcureAbility
Profit Isle
The Hartford
The MITRE Corporation

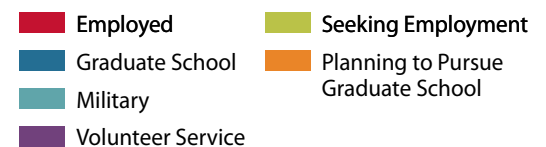
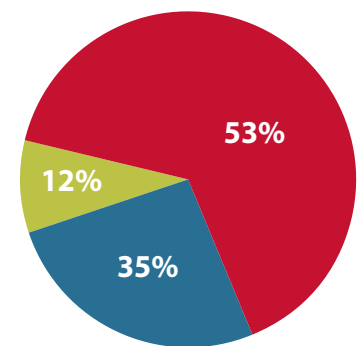
Double Majors

Computer Science
Physics

Graduate Schools

Leeds University
Rensselaer Polytechnic Institute
Stevens Institute of Technology
University of San Francisco
University of Minnesota-Twin Cities
WPI

Post-Graduation Activity
All Degree Levels



2018 Post Graduation Report: MBA

Post-Graduation Activity	Bachelor's	Master's	PhD	All Degree Levels
Employed	NA	18	NA	18
Graduate School	NA	1	NA	1
Volunteer Service	NA	0	NA	0
Military	NA	0	NA	0
Success Rate	NA	100.0%	NA	100.0%
Seeking Employment	NA	0	NA	0
Unknown	NA	6	NA	6
Total Graduates	NA	25	NA	25
Knowledge Rate	NA	76.0%	NA	76.0%
Average Salary 2018	NA	\$70,600	NA	

Employers

- Biogen
- Dell EMC
- ExxonMobil
- Gannon & Scott
- General Electric
- Hawkins Point Partners
- Nasuni
- Oracle India Pvt Limited
- Raytheon Company
- Sanofi Genzyme
- SpaceX
- United Technologies Corporation
- US Navy
- UTC Aerospace Systems
- UTC Pratt & Whitney
- WPI

Double Majors

NA

Graduate Schools

Harrisburg University of Science & Technology

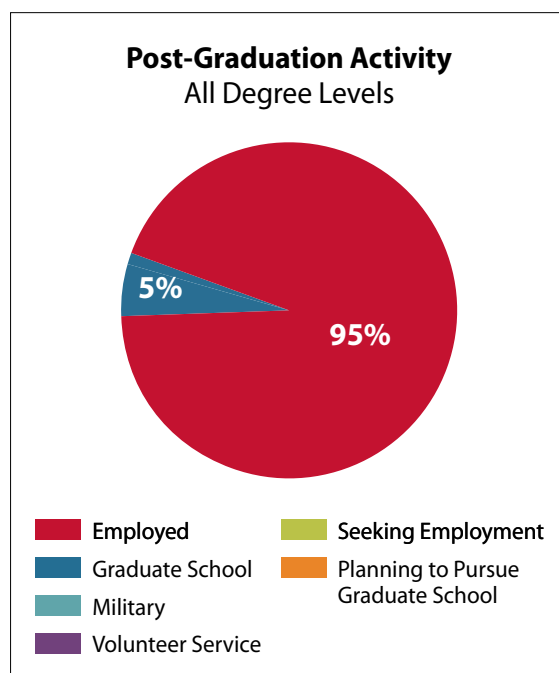


TABLE OF CONTENTS

2018 Post Graduation Report: Mechanical Engineering

Post-Graduation Activity	Bachelor's	Master's	PhD	All Degree Levels
Employed	153	23	3	179
Graduate School	44	7	0	51
Volunteer Service	0	0	0	0
Military	5	0	0	5
Success Rate	93.5%	100.0%	100.0%	94.4%
Seeking Employment	13	0	0	13
Planning to Pursue Graduate School	1	0	0	1
Not Seeking	1	0	0	1
Unknown	12	4	0	16
Total Graduates	229	34	3	266
Knowledge Rate	94.8%	88.2%	100.0%	94.0%
Average Salary 2018	\$66,708	\$74,965	NA	

Employers

A/Z Corp	EE Cruz Company	Kuzielum	Russula
ABB	Engineering Planning and Management Inc.	Leonardo DRS	Saint-Gobain
Alert Innovation	Ensign Bickford	Lockheed Martin	Sensata Technologies
Allegro Microsystems	Aerospace and Defense	Matt and Erik Design	Serco
Altran US Corp	Epec Engineered Technologies	MC10	Shawmut
Amazon	Epic Systems	Medtronic	Shire Pharmaceuticals
Amazon Robotics	ExxonMobil	Microsoft	Simenex
Andritz	Ford Motor Company	MilliporeSigma	Simpson Gumpertz & Heger
Apple	G&F Industries	Morgan Advanced Materials	Smith & Nephew
ASML	General Dynamics	Naval Air Warfare Center - Aircraft Division	SolidXperts Inc.
BAE Systems	General Dynamics Bath Iron Works	Naval Undersea Warfare Center	SpaceX
Banxin Corporation	General Dynamics Electric Boat	Navigant	Spectra Automation Ltd.
BaselineES	General Dynamics Mission Systems	Netco Extruded Plastics Inc.	Starry, Inc.
Berkshire Grey	General Electric GLOBALFOUNDRIES	OhmniLab	Symbotic
Bose	Globe Composite Solutions	Olympus America	TechnipFMC
BR+A Consulting Engineers	Gordon Research Conferences	Olympus Surgical Technologies America	The Davis Companies
Bulley and Andrews	GreenerU	Optum	UFP Technologies
Cacao Industria Venezolana (CIVEN)	Greystone of Lincoln	Pax Labs	Underwriters Laboratories
Cambridge University	Haigh-Farr Inc.	PCC Structural	Universal Studios Creative
Capgemini	HighRes Biosolutions	PepsiCo	US Air Force
Cardinal Health	Howe Engineers, Inc	Peter Paul Electric	US Department and Defense
Clarke Valve	Hubbell Power Systems Inc	Physical Science Inc.	US Navy
Code Consultants Inc	Insulet Corporation	Polymer Corporation	UTC Aerospace Systems
Code Red Consultants	IPG Photonics	Pompanette Inc.	UTC Pratt & Whitney
Communications & Power Industries Consulting	iRobot	POND	Valeritas
Engineering Services	IPG Photonics	PowerHive, LLC	Vecarius
Convergint Technologies	Jacobs Engineering	Primetals Technologies	Ventuno
Cook Medical	Kadant Solutions Inc	Quest Global	Vex Robotics
Dassault Systems	Kinefac Corporation	RAN Fire Protection Engineering	Waters Corporation
DEKA Research & Development	Kirwan Surgical Products	Raytheon Company	WB Engineers + Consultants
Draper Laboratories	KOMFORT S.A.	RBC Bearings	Woods Hole Oceanographic Institute
e3i Engineers		RoviSys	ZOLL Medical

Double Majors

Biomedical Engineering
Civil Engineering
Electrical & Computer Engineering
Professional Writing
Robotics Engineering
Society, Technology & Policy

Graduate Schools

Boston University
Brandeis University
Brown University
Cornell University
Delft University
Drexel University
Rochester Institute of Technology
Stanford University
Stony Brook University
Temple University
University of California-Berkeley
University of Rochester
University of Washington-Seattle
WPI

Post-Graduation Activity
All Degree Levels

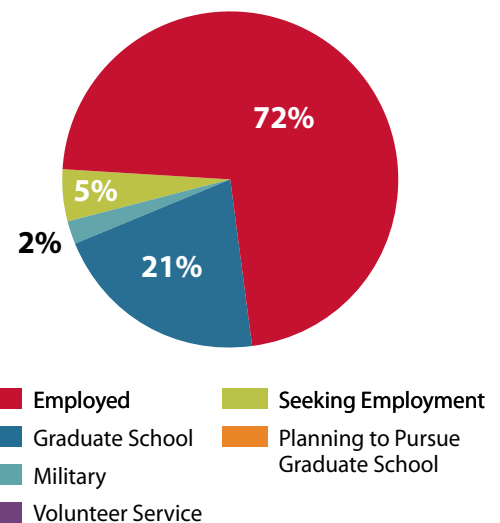


TABLE OF CONTENTS

2018 Post Graduation Report: Operations, Analytics & Management

Post-Graduation Activity	Bachelor's	Master's	PhD	All Degree Levels
Employed	NA	23	NA	23
Graduate School	NA	0	NA	0
Volunteer Service	NA	0	NA	0
Military	NA	0	NA	0
Success Rate	NA	100.0%	NA	100.0%
Seeking Employment	NA	0	NA	0
Unknown	NA	8	NA	8
Total Graduates	NA	31	NA	31
Knowledge Rate	NA	74.2%	NA	74.2%
Average Salary 2018	NA	\$72,375	NA	

Employers

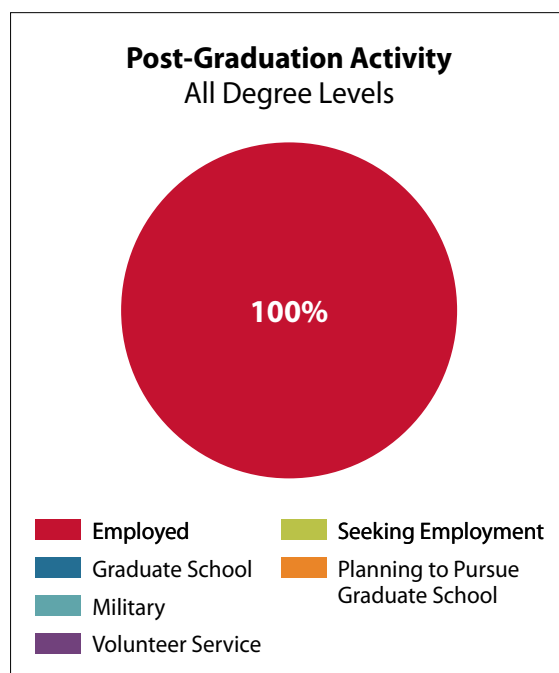
Bemis Associates
 BioTelemetry, Inc.
 Bluebird
 Cable Matters Inc.
 CRRM MA
 CVS Health
 Foreign Direct Investment at Little Lamb Co.
 Hooli Home Boston, Inc.
 Iron Mountain
 Management Consulting
 POLAGIS, Inc.
 Primetals Technologies
 S.F. EXPRESS CO. LTD
 SCHOTT North America Inc.
 Senko Advanced Components
 Shire Pharmaceuticals
 Tomorrow Star Tech Solutions
 United Pacific Industries Inc.
 Unum
 UTC Climate, Controls & Security
 Worldwide Logistics Ltd

Double Majors

NA

Graduate Schools

NA



[TABLE OF CONTENTS](#)

2018 Post Graduation Report: Physics

Post-Graduation Activity	Bachelor's	Master's	PhD	All Degree Levels
Employed	4	0	0	4
Graduate School	8	6	0	14
Volunteer Service	0	0	0	0
Military	0	0	0	0
Success Rate	100.0%	100.0%	NA	100.0%
Seeking Employment	0	0	0	0
Unknown	1	1	1	3
Total Graduates	13	7	1	21
Knowledge Rate	92.3%	85.7%	0.0%	85.7%
Average Salary 2018	\$78,667	NA	NA	

Employers

BAE Systems
COMSOL
Google
Raytheon Company

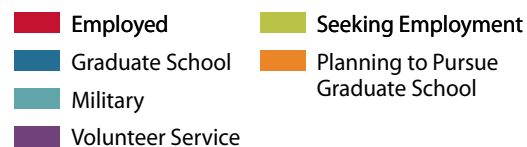
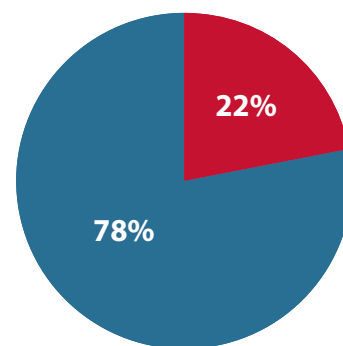
Double Majors

Electrical & Computer Engineering
Mathematical Sciences

Graduate Schools

Boston University
Brandeis University
Duke University
George Mason University
Georgia Institute of Technology
Harvard University
Purdue University
Stevens Institute of Technology
University of Texas-San Antonio
WPI

Post-Graduation Activity
All Degree Levels



2018 Post Graduation Report: Power Systems Engineering

Post-Graduation Activity	Bachelor's	Master's	PhD	All Degree Levels
Employed	NA	4	NA	4
Graduate School	NA	0	NA	0
Volunteer Service	NA	0	NA	0
Military	NA	0	NA	0
Success Rate	NA	100.0%	NA	100.0%
Seeking Employment	NA	0	NA	0
Unknown	NA	0	NA	0
Total Graduates	NA	4	NA	4
Knowledge Rate	NA	100.0%	NA	100.0%
Average Salary 2018	NA	NA	NA	

Employers
Eaton Eversource Energy PLC Construction US Air Force

Double Majors
NA

Graduate Schools
NA

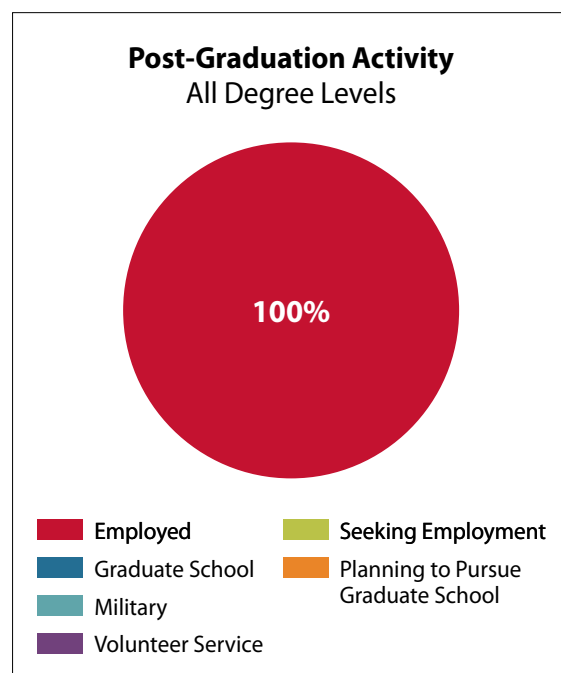


TABLE OF CONTENTS

2018 Post Graduation Report: Power Systems Management

Post-Graduation Activity	Bachelor's	Master's	PhD	All Degree Levels
Employed	NA	5	NA	5
Graduate School	NA	0	NA	0
Volunteer Service	NA	0	NA	0
Military	NA	0	NA	0
Success Rate	NA	100.0%	NA	100.0%
Seeking Employment	NA	0	NA	0
Unknown	NA	0	NA	0
Total Graduates	NA	5	NA	5
Knowledge Rate	NA	100.0%	NA	100.0%
Average Salary 2018	NA	NA	NA	

Employers

Braintree Electric Light Dept
Global Founders
ISO New England
Northeast Utilities

Double Majors

NA

Graduate Schools

NA

Post-Graduation Activity All Degree Levels

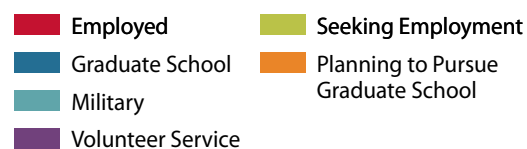
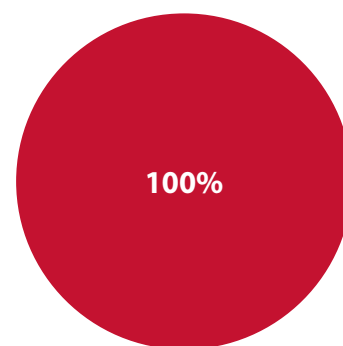


TABLE OF CONTENTS

2018 Post Graduation Report: Professional Writing

Post-Graduation Activity	Bachelor's	Master's	PhD	All Degree Levels
Employed	3	NA	NA	3
Graduate School	1	NA	NA	1
Volunteer Service	0	NA	NA	0
Military	2	NA	NA	2
Success Rate	100.0%	NA	NA	100.0%
Seeking Employment	0	NA	NA	0
Unknown	0	NA	NA	0
Total Graduates	6	NA	NA	6
Knowledge Rate	100.0%	NA	NA	100.0%
Average Salary 2018	\$60,375	NA	NA	

Employers

Cognex Corporation
Entitlement and Engineering Solutions
Haley & Aldrich
United States Marine Corps

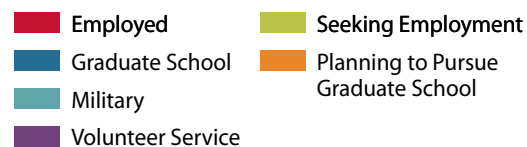
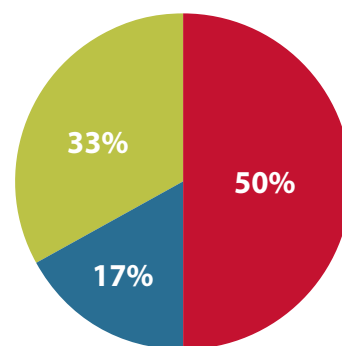
Double Majors

Biochemistry
Biomedical Engineering
Chemical Engineering
Civil Engineering
Mechanical Engineering
Robotics Engineering

Graduate Schools

McMaster University

Post-Graduation Activity All Degree Levels



2018 Post Graduation Report: Psychological Science

Post-Graduation Activity	Bachelor's	Master's	PhD	All Degree Levels
Employed	2	NA	NA	2
Graduate School	0	NA	NA	0
Volunteer Service	0	NA	NA	0
Military	0	NA	NA	0
Success Rate	100.0%	NA	NA	100.0%
Seeking Employment	0	NA	NA	0
Unknown	0	NA	NA	0
Total Graduates	2	NA	NA	2
Knowledge Rate	100.0%	NA	NA	100.0%
Average Salary 2018	NA	NA	NA	

Employers

BitSight Technologies, Inc
IBM

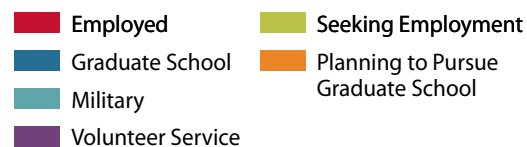
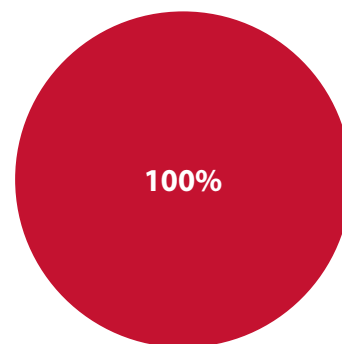
Double Majors

Computer Science

Graduate Schools

NA

Post-Graduation Activity All Degree Levels



2018 Post Graduation Report: Robotics Engineering

Post-Graduation Activity	Bachelor's	Master's	PhD	All Degree Levels
Employed	53	42	2	97
Graduate School	14	4	0	18
Volunteer Service	0	0	0	0
Military	1	0	0	1
Success Rate	95.8%	97.9%	100.0%	96.7%
Seeking Employment	3	1	0	4
Not Seeking	1	0	0	1
Unknown	7	2	1	10
Total Graduates	79	49	3	131
Knowledge Rate	91.1%	95.9%	66.7%	92.4%
Average Salary 2018	\$78,371	\$99,305	NA	

Employers

a Acacia	ExxonMobil	OhmniLab
Communications	Festo	Optics 1
Accudyne Systems	Fetch Robotics	Origami, Inc.
AGR Bodine Co	General Dynamics	Peloton Technology
Amazon Robotics	Electric Boat	Portsmouth Naval
American Robotics	General Dynamics	Shipyards
Apellix	Mission Systems	PowerHive, LLC
Apex.ai	Ghost Robotics	PTC
Auro Robotics	HighRes Biosolutions	Putnam Investments
BAE Systems	Honda Research	Qualcomm
Bastian Solutions	Institute USA	Raytheon Company
Biosurfaces Inc.	Hyannis Port Research	SAIC USA
Bose	Intercontinental	SharkNinja
Bossa Nova Robotics	Exchange	Stanford University
Boston Incubation	IPG Photonics	Staples
Center	iRobot	Tesla
Carbon Black	Kuebix	The Boeing Company
Catsquare	Luminar Technologies	The MathWorks, Inc.
Chewy	Medtronic	The MITRE
City College of New	Microsoft	Corporation
York	MilliporeSigma	Toyota Research
Cognex Corporation	Morgan Advanced	Insitute
CoorsTek	Materials	Uber ATG
Csea Madine Robotics	MORSE Corp	Ubiros
DEKA Research &	Naval Air Systems	Universidad det Azuay
Development	Command	Vecna Robotics
Delsys	Neato Robotics	Vex Robotics
EmbodyVR	neurala	WPI
Energid Technologies	NIO	

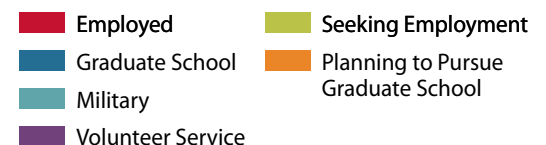
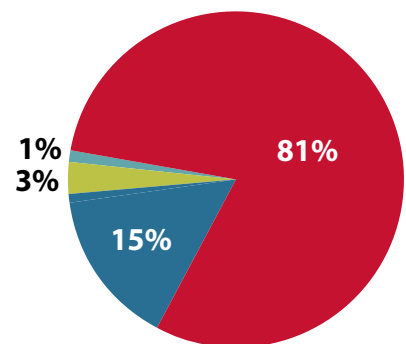
Double Majors

Aerospace Engineering
Biomedical Engineering
Computer Science
Electrical & Computer Engineering
Humanities & Arts
Mechanical Engineering
Professional Writing

Graduate Schools

Carnegie Mellon University
Johns Hopkins University
Tomsk State University
University of Michigan
University of Utah
University of Waterloo
WPI
Yeshiva University

Post-Graduation Activity
All Degree Levels



2018 Post Graduation Report: Society, Technology, & Policy

Post-Graduation Activity	Bachelor's	Master's	PhD	All Degree Levels
Employed	3	NA	NA	3
Graduate School	0	NA	NA	0
Volunteer Service	0	NA	NA	0
Military	0	NA	NA	0
Success Rate	100.0%	NA	NA	100.0%
Seeking Employment	0	NA	NA	0
Unknown	0	NA	NA	0
Total Graduates	3	NA	NA	3
Knowledge Rate	100.0%	NA	NA	100.0%
Average Salary 2018	NA	NA	NA	

Employers

Consulting Engineering Services
U.S. DOT
UTC Pratt & Whitney

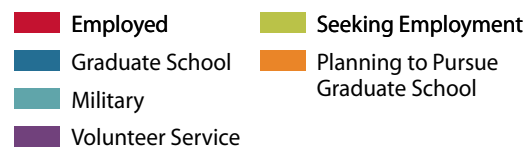
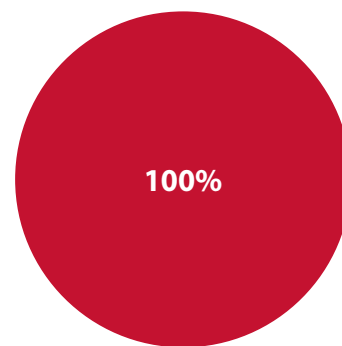
Double Majors

Chemistry
Mechanical Engineering

Graduate Schools

NA

Post-Graduation Activity All Degree Levels



2018 Post Graduation Report: System Dynamics

Post-Graduation Activity	Bachelor's	Master's	PhD	All Degree Levels
Employed	NA	1	NA	1
Graduate School	NA	2	NA	2
Volunteer Service	NA	0	NA	0
Military	NA	0	NA	0
Success Rate	NA	100.0%	NA	100.0%
Seeking Employment	NA	0	NA	0
Unknown	NA	1	NA	1
Total Graduates	NA	4	NA	4
Knowledge Rate	NA	75.0%	NA	75.0%
Average Salary 2018	NA	NA	NA	

Employers
Itlize Global

Double Majors
NA

Graduate Schools
WPI

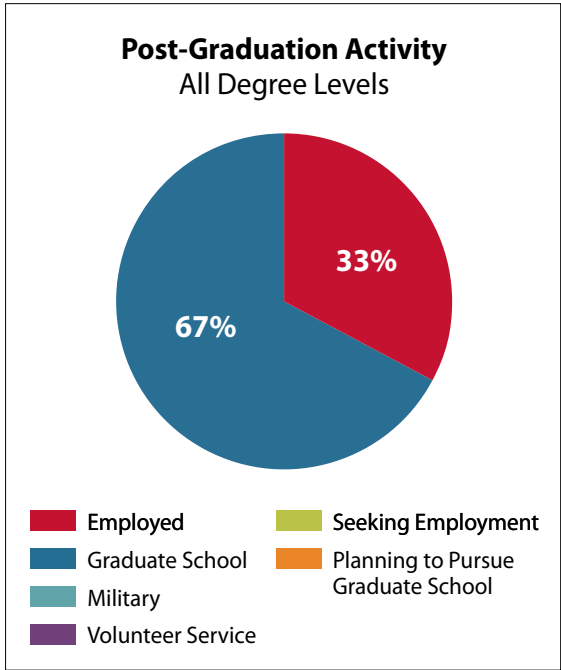


TABLE OF CONTENTS

2018 Post Graduation Report: Systems Engineering

Post-Graduation Activity	Bachelor's	Master's	PhD	All Degree Levels
Employed	NA	21	NA	21
Graduate School	NA	0	NA	0
Volunteer Service	NA	0	NA	0
Military	NA	0	NA	0
Success Rate	NA	100.0%	NA	100.0%
Seeking Employment	NA	0	NA	0
Unknown	NA	1	NA	1
Total Graduates	NA	22	NA	22
Knowledge Rate	NA	95.5%	NA	95.5%
Average Salary 2018	NA	\$88,000	NA	

Employers
BAE Systems
Bechtel Corporation
Bose
Draper Laboratories
General Dynamics Electric Boat
Hamilton Sundstrand
iRobot
Lockheed Martin-Sikorsky Aircraft
Northrop Grumman
Raytheon Company
UTC Aerospace Systems
UTC Pratt & Whitney

Double Majors
NA

Graduate Schools
NA

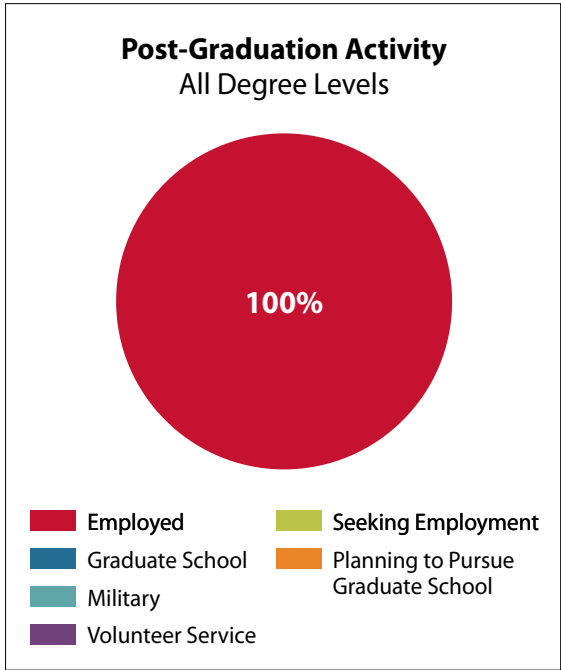


TABLE OF CONTENTS

Employers

128 Technology
A/Z Corp
A123 Systems
Ab Initio
ABB
Abbvie
Acacia Communications
Acadian
Accudyne Systems
Acuty LLC
AECOM
Aetna Inc
Agiros Pharmaceuticals
AGR Bodine Co
AIG
AIM Research
Ainvest
Air BNB
Air Liquide America
AKF Group
Album
Alert Innovation
Algo Depth
Alkermes
Allegro Microsystems
Altran US Corp
Amadeus North America
Amazon
Amazon Robotics
AMD
American Airlines
American Education and
Translation Services
American Homecare Equipment
American International Group
American Robotics
Amgen
Amphenol Alden
Amtek
Analog Devices
Andritz
Antea Group
Aon Hewitt
Apellix
Apex.ai
Applause App Quality
Apple
Aquent
Army Research Lab
ARRIS
Arup
ASML
Aspen Technologies
Atkore International
Atrium Staffing
Auro Robotics
Aurora Flight Sciences
Autonodyne
Aware Inc.
Azzur Group
Baanyan Software Services, Inc.
BAE Systems
Baltic Trail Facilities Management
LLC
Banxin Corporation
Bard Davol
Barry-Wehmiller Design Group
Barton & Associates, Inc.
BaselineES
Bastian Solutions
Bechtel Corporation
Belcan Corporation
Bemis Associates
Berkshire Grey
Berkshire Theater Group
Beta Group, Inc.
Biogen
Biosurfaces Inc.
BioTelemetry, Inc.
BitSight Technologies, Inc
BJ's Wholesale Club
Bluebird
Bluefin Technology Partners
Boathouse Group
Bose Corporation
Bossa Nova Robotics
Boston Children's Hospital
Boston College
Boston Incubation Center
Boston Medical Center
Boston Scientific
Boston Software Group, Inc.
BR+A Consulting Engineers
BrainCo
Braintree Electric Light Dept
Bridgewater Associates
Brigade
Bright Horizon
Bristol-Myers Squibb
Brookstone
Brown Medical School
Bulley and Andrews
Busek
BW Kennedy & Co.
CA Technologies
Cable Matters Inc.
Cabot Corporation
Cacao Industria Venezolana
(CIVEN)
Cambridge University
Canon Medical Research USA
Capgemini
Carbon Black
Cardinal Health
Cassiope
Catapult Sports LLC
Catsquare

Employers

CDM Smith
CDR Maguire Inc.
Cell Signaling Technology
Cengage Learning
Centers Technology
Centro Las Americas
Ceramem
Chewy
CiDRA
City Bank
City College of New York
City of Hope
City of Somerville
Civil Aviation Training Europe
Clarke Valve
Clear Automation, LLC
Clinpharma Consulting Global Group
Cloud IQ Technologies
Code Consultants Inc
Code Red Consultants
Cognex Corporation
Columbia University
Comark LLC
Commissioning Agents Inc.
Communications & Power Industries
Community Software Group
Compusearch
COMSOL
Consigli Construction Co., Inc
Constant Contact
Consulting Engineering Services
Convention Data Services
Convergint Technologies
Converse
Cook Medical
CoorsTek
Cosentini Associates

CRRC MA
Csea Madine Robotics
Cubix
Cugene
Cummins Inc.
Cvent
CVS Health
Cyprotex US
Dana Farber Cancer Institute
Dassault Systems
DataOne Software
Datto
DEKA Research & Development
Delaware Engineering D.P.C
Dell EMC
Delsys
Department of Transitional Assistance
Dewberry
DFW Technology
Digital China
DMC, Inc.
Draft Kings
Draper Laboratories
DSM
e3i Engineers
Eaton
Edgewell Personal Care
Edwards Lifesciences
EE Cruz Company
Elbum LLC
Elite Construction
Ellis Fire Suppression Inc.
EmbodyVR
Energid Technologies
Engineering Planning and Management Inc.
Enhancv
Ensign Bickford Aerospace and

Defense
Enterprise
Entitlement and Engineering Solutions
Entuity
Epec Engineered Technologies
Epic Systems
Ernst and Young
Everbridge
Everquote
Eversource Energy
Exosome Diagnostics
Exponent
ExxonMobil
Eze Software
Facebook
Fang88.com, Inc.
Festo
Fetch Robotics
Fiber Mountain, The Glass Core Company
Fidelity Investments
Financial Engines
Fitbit
Fletcher Tilton PC
FM Global
Ford Motor Company
Foreign Direct Investment at Little Lamb Co.
FRT
Fuss & O'Neill
G&F Industries
G2 Technogy Group
Galatea Associates
Gannon & Scott
Gartner
General Dynamics
General Dynamics Bath Iron Works
General Dynamics Electric Boat

Employers

General Dynamics Mission Systems	Honda Research Institute USA	JM Eagle
General Electric	Honghua America, LLC	John Hancock Financial Services
Genesys	Hooli Home Boston, Inc.	John Moriarty and Associates
GHD	Howe Engineers, Inc	Johns Hopkins University
Ghost Robotics	Hubbell Power Systems Inc	Johnson & Johnson
Global Founders	HubSpot	Johnson Controls
GLOBALFOUNDRIES	Huntington Theatre Company	Joule Group
Globe Composite Solutions	Hyannis Port Research	Juniper Networks
GNS Healthcare Inc	IBM	JuniperMD
Goldman Sachs	iboss	Kadant Solutions Inc
Good Harbor Techmark	Icity Development Group	Kaon Interactive
Google	iD Tech Camps	Karen Clark and Company
Gordon Research Conferences	IdealQuote, Inc.	KAYAK
Green International Affiliates	IDEX Biometrics	Kileer Mail
GreenerU	IFG Companies	Kimball Physics Inc
Greystone of Lincoln	IFS Core	Kimley-Horn Associates
Griffin Hospital	I-Intern Career Consulting Group	Kinefac Corporation
Haartz Corporation	Impact Tech & Development	Kirwan Surgical Products
Haigh-Farr Inc.	Imprivata	Klaviyo
Haley & Aldrich	Indiana Legislative Services	Kleinfelder
Hamilton Sundstrand	Insulet Corporation	Koch Membrane Systems
Harvard Kennedy School	Integra LifeSciences	KOMFORT S.A.
Harvard Medical School	Intel Corporation	Kraft Analytics Group
Harvey Performance	Intellicom	Kronos Incorporated
Hawkins Point Partners	Intercontinental Exchange	Kuchnir Dermatology
Hayward Industries Inc.	Intern Systems	Kuebix
HDR	InterSystems	Kulicke & Soffa
HEB	ioMosaic	Kuzielum
Helen of Troy	IPG Photonics	LakePharma
Henke Sass America	IRADION	Langer Lab at Massachusetts
Henkels & McCoy	iRobot	Institute of Technology
Henry M. Jackson Foundation - BHS&I	Iron Mountain	Law36
Hensel Phelps	ISO New England	LEAF Pharmaceuticals
HERE Technologies	ISSAC Corp	LeMessurier
High Sense	Itlize Global	Leonardo DRS
HighRes Biosolutions	Jacobs Engineering	Lockheed Martin
HNTB	JENSEN HUGHES	Lockheed Martin-Sikorsky Aircraft
Homesite Insurance	Jiangsu Mengxian Household Products Co., Ltd.	Lonza
		Louriero Engineering

Employers

LTA Research & Exploration
Luminar Technologies
Magic AI
MagtiCom
Management Consulting
MAPFRE Insurance
Mariner's Arcade
Massachusetts General Hospital
Massachusetts Port Authority
Matt and Erik Design
Mattek Corporation
Mattson Technology
Maxdesign
MC10
MDL Environment Science and
Technology Gmbh
MEC
Mediterranean Shipping Company
Medpace
Medtronic
Melexis
Memorial Sloan Kettering Cancer
Center
Merck
Mercury Systems, Inc.
Microsoft
Microsoft Gray Systems Lab
MilliporeSigma
MIT
MIT Lincoln Labs
Mixmax, Inc
MK&A
Morgan Advanced Materials
MORSE Corp
MPR Associates
MTU Aero Engines
Munich American
Reinsurance Company
Nanolab Technologies, Inc.
NanoSemi, Inc.
NASA
NASA Marshall Space Flight Center
Nasuni
National Fire Protection Association
National Grid
National High School South
Naval Air Systems Command
Naval Air Warfare Center - Aircraft
Division
Naval Undersea Warfare Center
Navigant
Neato Robotics
NEC Laboratories America Inc
Netco Extruded Plastics Inc.
NetSuite
neurala
NexGen Interactions LLC
NextEra Energy, Inc
NIO
NorthEast Electrical Distributors
Northeast Utilities
Northern Bank
Northrop Grumman
Novo Nordisk
Novogene Bioinformatics
Corporation
NuVu
O&M, Inc.
Octant
October Three Consulting
Odeh Engineers
OhmniLab
Olympus America
Olympus Surgical Technologies
America
OnBoard Security, Inc.
Optics 1
Optum
Oracle India Pvt Limited
Orangetheory Fitness
Orbbec 3D Technology
International Inc
Organogenesis
Origami, Inc.
Ottie
Oxygen Development
Package Steel Systems Inc.
Pall
Parsons Corporation
Patterson and Dewar Engineers
Pax Labs
PayPal
PCC Structural
PeerIQ
Pegasystems
Peloton Technology
Penske Truck Rental
PepsiCo
Peter Paul Electric
Pfizer
Philips Healthcare
Phosphorex, Inc
Physical Science Inc.
PigletAI LLC
Pitney Bowes
Pivotal
PLC Construction
Pluralsight
POLAGIS, Inc.
Polymer Corporation
Pompanette Inc.
POND
Portsmouth Naval Shipyard
Postal Advocate
Pow Advocate
PowerHive, LLC
Praxair, Inc

Employers

Primetals Technologies	Savings Bank Life Insurance	State Street
ProcureAbility	SBH Sciences	Stop & Shop
Profit Isle	SCHOTT North America Inc.	Structural Tone
Prudential Financial	Seattle City Light	Suffolk Construction
PTC	Secure Works	Sumitomo Electric Wiring Systems
Putnam Investments	Senko Advanced Components	Summit Companies Fire Protection
QCAM Currency Asset Management AG	Sensata Technologies	Sun Life Financial
QinetiQ	Senseye	Sylvania Automative
Qualcomm	Sentien Biotech	Symantec
Quest Global	Serco	Symbotic
RAN Fire Protection Engineering	SES America	Systems Technology & Research
Raytheon Company	Shanghai Ditai Biotechnology Co., Ltd	Taibah University
RBC Bearings	Shape Security	Takata
Red Hat	SharkNinja	TalkingData
Redhorse Corporation	Shawmut	Tamr Inc.
Redpoint Positioning	Shire Pharmaceuticals	TEC
Refily	Siemens Healthineers	TechnipFMC
Regeneron	Sikorsky Aircraft	Teledyne Benthos
RetailNext	Silicon Labs	Telepathy Labs
Riverdale Mills	Simenex	Tellon Trading
Riverside Medical Group	Simpson Gumpertz & Heger	Teradyne
RMC	Skanska USA	Terrafugia
Robert Silman Associates	Smith & Nephew	Tesla
RoviSys	Sokoco	The Amnion Foundation
Rudolph Technologies	Solar Turbines	The Boeing Company
Russula	Solid Biosciences	The Broad Institute
RxAdvance	SolidXperts Inc.	The Cardinal Group
S.F. EXPRESS CO. LTD	Solvus Global	The Davis Companies
Sacramento Valley Ambulance	Southern Company	The Hanover Insurance Group
Saint-Gobain	Sovos Compliance Energy	The Hartford
SAIS Innovation Center	SpaceX	The Lee Company
SAIC USA	Spectra Automation Ltd.	The MacDonald Lab at Mass General Hospital
Salesforce	Stanford University	The MathWorks, Inc.
Sallie Mae	Stantec	The MITRE Corporation
Sandymount Technologies	Staples	The Mott MacDonald Group
Sanofi Genzyme	Star Labs	The New York Racing Association
Santander	Starburst	TIBCO
Savannah River Nuclear Solutions	Starry, Inc.	Tighe & Bond

Employers

TipsyFreeRides
TJX Companies
Tommy Hilfiger Global Flagship
Tomorrow Star Tech Solutions
Toray Plastics
Torc Robotics
Town of Duxbury
Toyota Research Insitute
TraceLink
TransAmerica
TripAdvisor Inc.
TSYS
TTM Technologies
Turbine Kinetics
Uber ATG
Ubiros
Udacity
UFP Technologies
Uhouzz
UMass Medical School
UMass Memorial Medical Center
UMN Duluth
Underwriters Laboratories
Union Biometrica, Inc
United Illuminating
United Pacific Industries Inc.
United States Marine Corps
United Technologies Corporation
Universal Orlando Resort
Universal Studios Creative
Universidad det Azuay
University of Maryland
University of Minnesota
University of Pennsylvania
University of Wisconsin-Platteville
Unum
UPS
US Air Force
US Army
US Department and Defense
US Department of Transportation
US Navy
UserZoom
UTC Aerospace Systems
UTC Climate, Controls & Security
UTC Pratt & Whitney
Valeritas
Vecarius
Vecna Robotics
VEGA TEXTILE LTD
Ventuno
Vertex Pharmaceuticals
Vex Robotics
VHB
Viasat
Vistaprint
Vitech Systems Group
Vivex Biomedical
VMware
VN Engineers
VoltDB
Volvo Trucks USA
Walt Disney Company
Waters Corporation
Wayfair
WB Engineers + Consultants
WDF Inc.
We Housing Inc.
WeEducation Group, Inc.
Welltok
Western Digital
Weston & Sampson
Whiting-Turner Construction
Wiser Solutions
Wood & Company
Woods Hole Oceanographic Institute
Worcester Clean Tech Incubator
Wold Architects and Engineers
WorldAPP, INC.
Worldwide Logistics Ltd
WPI
WSP
Xcerra
XCG Design Corp
Xtalic
Y2 Consultants
Yale University
Yaskawa Solectria Solar
Yumanity Therapeutics
Zetinge
Zoar
ZOLL Medical
Zudy

Graduate Schools

Boston College	McMaster University	University of Florida
Boston University	Michigan State University	University of Hartford
Brandeis University	New York University	University of Iowa
Brown University	Northeastern University	University of Memphis
Bryant University	Penn State	University of Michigan
Cardiff University	Purdue University	University of Michigan-Ann Arbor
Carnegie Mellon University	Rensselaer Polytechnic Institute	University of Minnesota-Twin Cities
Clarkson University	Rochester Institute of Technology	University of Nevada-Las Vegas
Columbia University	Santa Clara University	University of New South Wales
Cornell University	Southern Illinois University- Carbondale	University of Richmond-Law
Delft University	Stanford University	University of Rochester
Drexel University	Stevens Institute of Technology	University of San Francisco
Duke University	Stony Brook University	University of Southern California
Endicott College	Temple University	University of Texas-Austin
ETH Zurich	Tomsk State University	University of Texas-San Antonio
Florida Institute of Technology	Tufts University	University of Utah
George Mason University	Tufts University-Cummings School of Veterinary Medicine	University of Virginia
Georgia Institute of Technology	UMass-Amherst	University of Washington
Harrisburg University of Science & Technology	UMass Medical School	University of Washington-Seattle
Harvard University	University of Arkansas-Fayetteville	University of Waterloo
Hult Business School	University of California-Berkeley	University of Wisconsin-Madison
Johns Hopkins University	University of California-LA	WPI
Leeds University	University of California-Santa Barbara	Yeshiva University
Manhattan College	University of Connecticut	
Massachusetts College of Pharmacy and Health Sciences		

Methodology and Glossary of Terms

Methodology:

This report is based on data gathered for the graduating class of 2018 which includes students who received their degrees in October 2017, February 2018 or May 2018. Following standards established by the National Association of Colleges and Employers (NACE), the CDC gathers “first destination” career information from a variety of sources. Data collection begins for each class in September and concludes in December of the following year.

Students are asked to complete on-line surveys at various times during the year, students are also encouraged to complete paper surveys at the CDC, commencement regalia pick-up, commencement rehearsal and other events. In the fall, CDC conducts a phone campaign to non-responders, asks faculty and staff to provide information, and collects information using social media and other sources.

Typically about one-third of graduates who are employed provide salary information, these data are considered confidential and are used in aggregate to produce this report. To protect student privacy, average salaries are only reported for those degrees and fields of study where two or more students have reported salary information. In rare cases where only one student has reported a salary for a particular degree and field, no average salary is reported (but this data is included for calculation of average salary across all fields of study for that degree level). In all cases, average salary statistics are based on full-time regular employment.

Results for double majors are reported for each major to which their degree applies, however they are counted only once for aggregate statistics (for example, by class or degree level). In this report, NA (“not applicable”) indicates a particular degree is not offered, and zero (“0”) indicates no degree was granted for that class year.

Glossary of Terms:

Knowledge Rate	The proportion of graduates for whom at least some career information was collected
Success Rate	The proportion of graduates employed, in graduate school, serving in the military or volunteer service out of those graduates for whom at least some career information was collected excluding those Not Seeking
Employed	Includes full-time, part-time, contract, entrepreneur, freelance, and post-graduation internships or fellowships, most WPI graduates who are employed work in regular full-time professional positions
Graduate School	Enrollment in some form of graduate study (master or doctoral degree), professional school (law, medicine etc.) or continuing education
Military	Active duty military service
Volunteer Service	Includes community service such as Teach for America, Peace Corps, and similar programs
Seeking Employment	Graduates who have not yet secured any of the Employed options listed above
Planning to Attend Graduate School	Graduates intending to pursue, but not yet enrolled in any of the Graduate School options listed above
Not Seeking	Graduates not seeking employment, graduate school, military, or volunteer service options
Unknown	Graduates for whom career information could not be reliably found