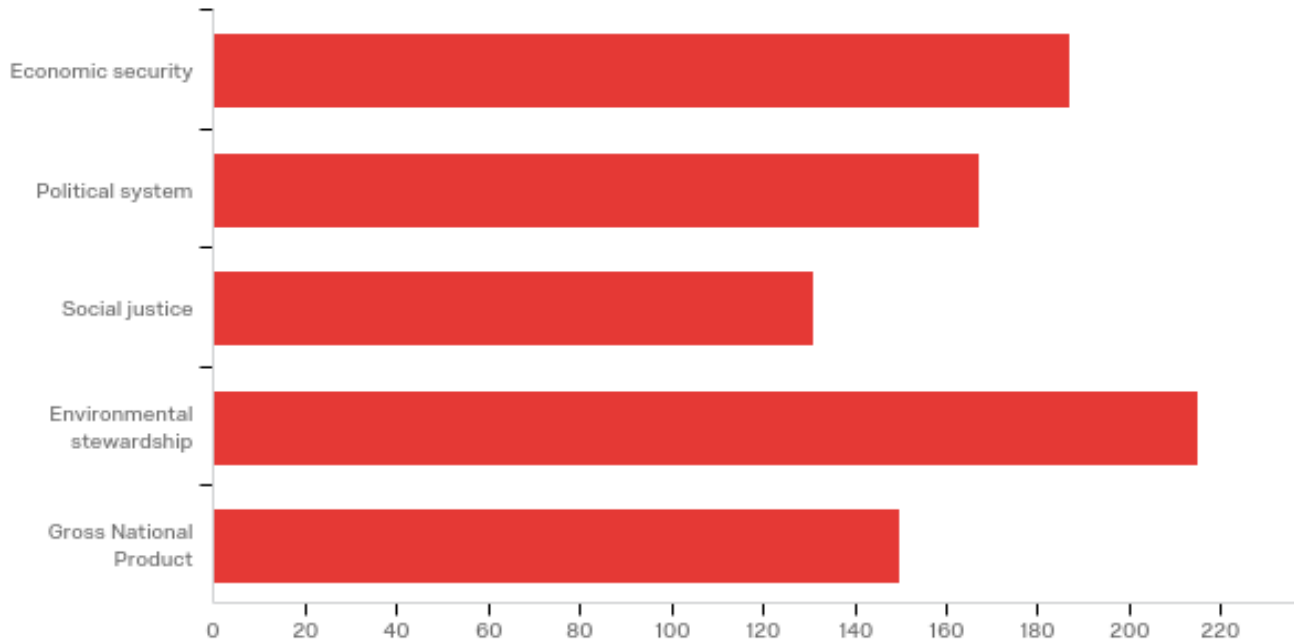


# first year report

Sustainability Literacy at WPI first year

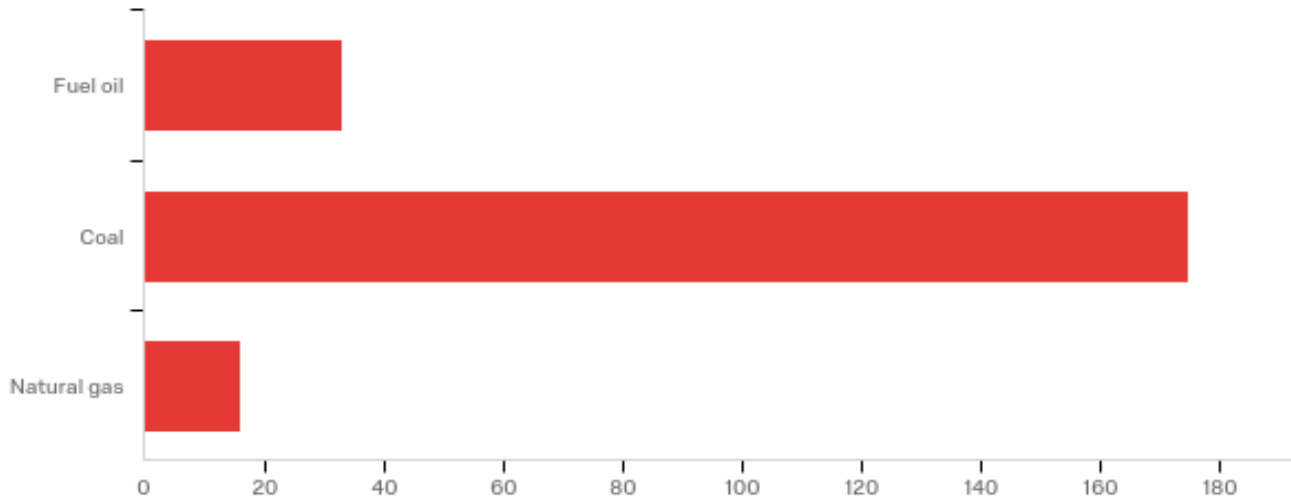
September 11th 2017, 2:39 pm EDT

## Q4 - Select all of the following that are aspects of sustainability



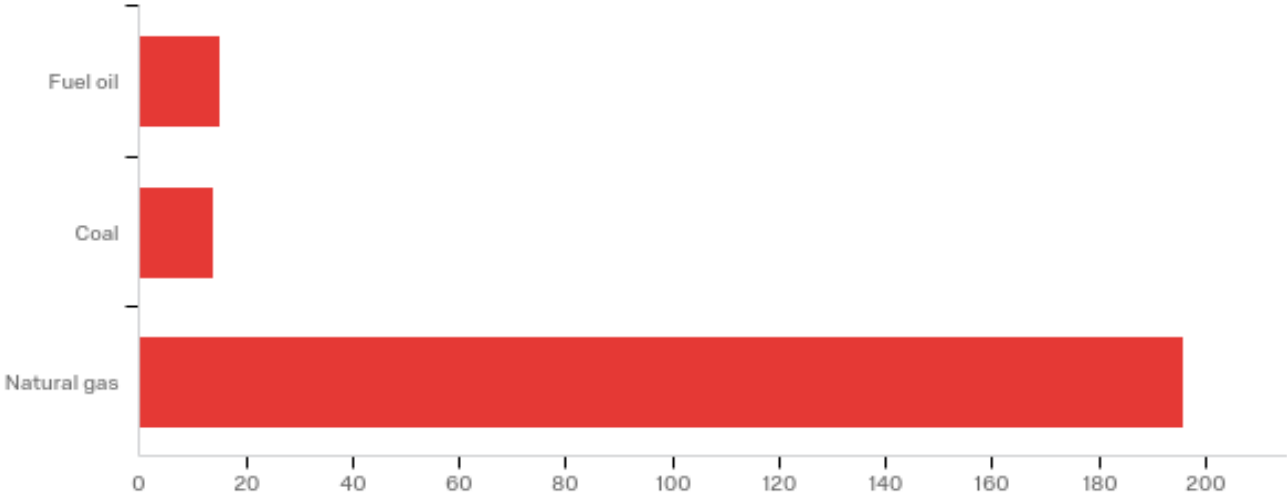
#	Answer	%	Count
1	Economic security	22.00%	187
2	Political system	19.65%	167
3	Social justice	15.41%	131
4	Environmental stewardship	25.29%	215
5	Gross National Product	17.65%	150
	Total	100%	850

### Q5 - Which of the following emits the most carbon dioxide per unit of energy?



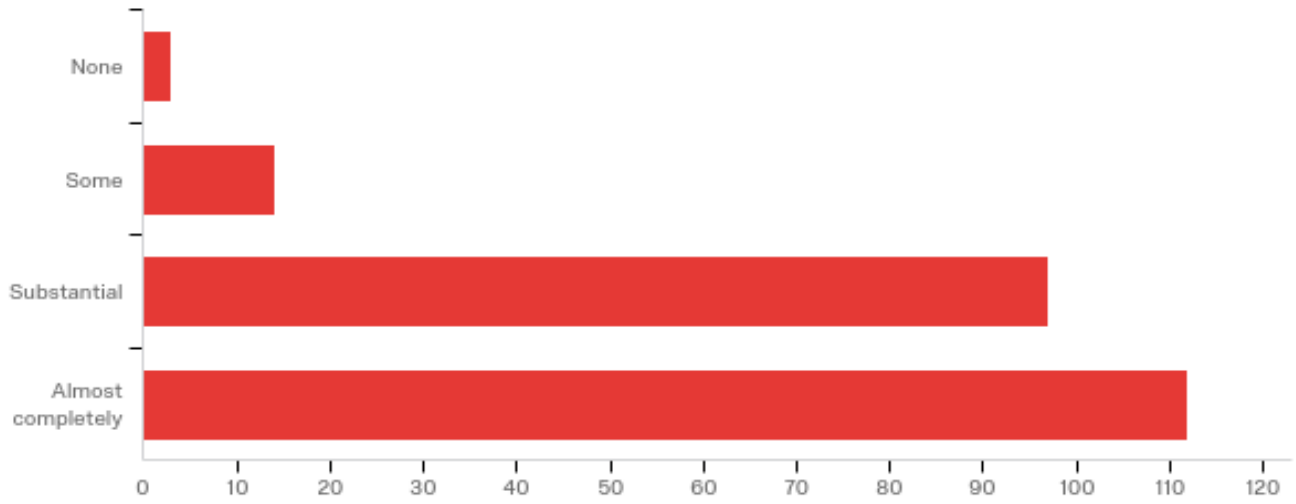
#	Answer	%	Count
1	Fuel oil	14.73%	33
2	Coal	78.13%	175
3	Natural gas	7.14%	16
	Total	100%	224

Q6 - Which of the following emits the least carbon dioxide per unit of energy?



#	Answer	%	Count
1	Fuel oil	6.67%	15
2	Coal	6.22%	14
3	Natural gas	87.11%	196
	Total	100%	225

### Q7 - To what extent is climate change caused by human activities?

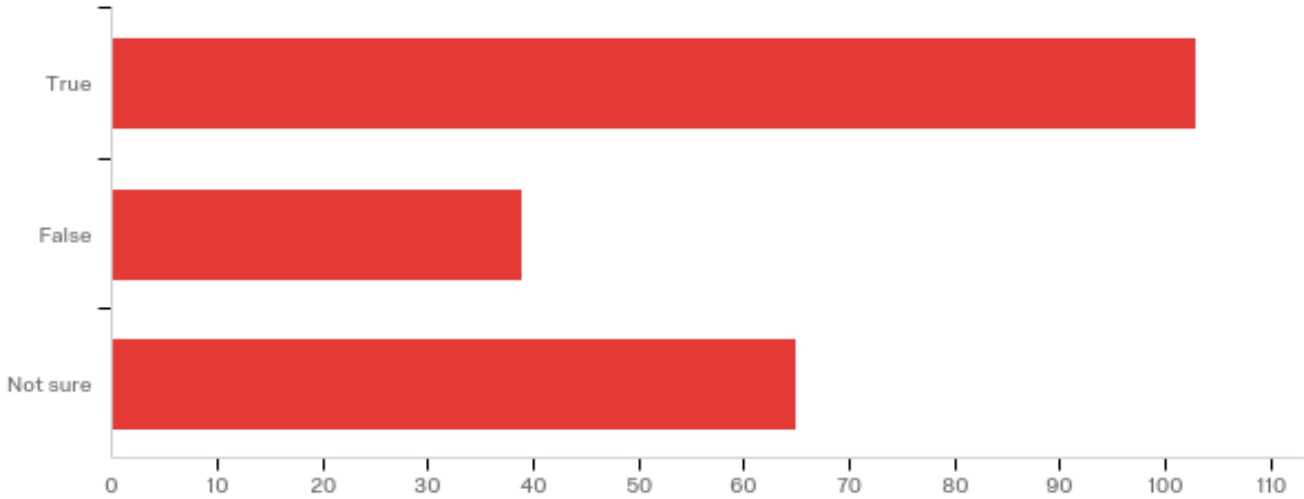


#	Answer	%	Count
1	None	1.33%	3
2	Some	6.19%	14
3	Substantial	42.92%	97
4	Almost completely	49.56%	112
	Total	100%	226

**Q8 - Please rank the importance with respect to sustainability of each of the following on a 10 point scale.**

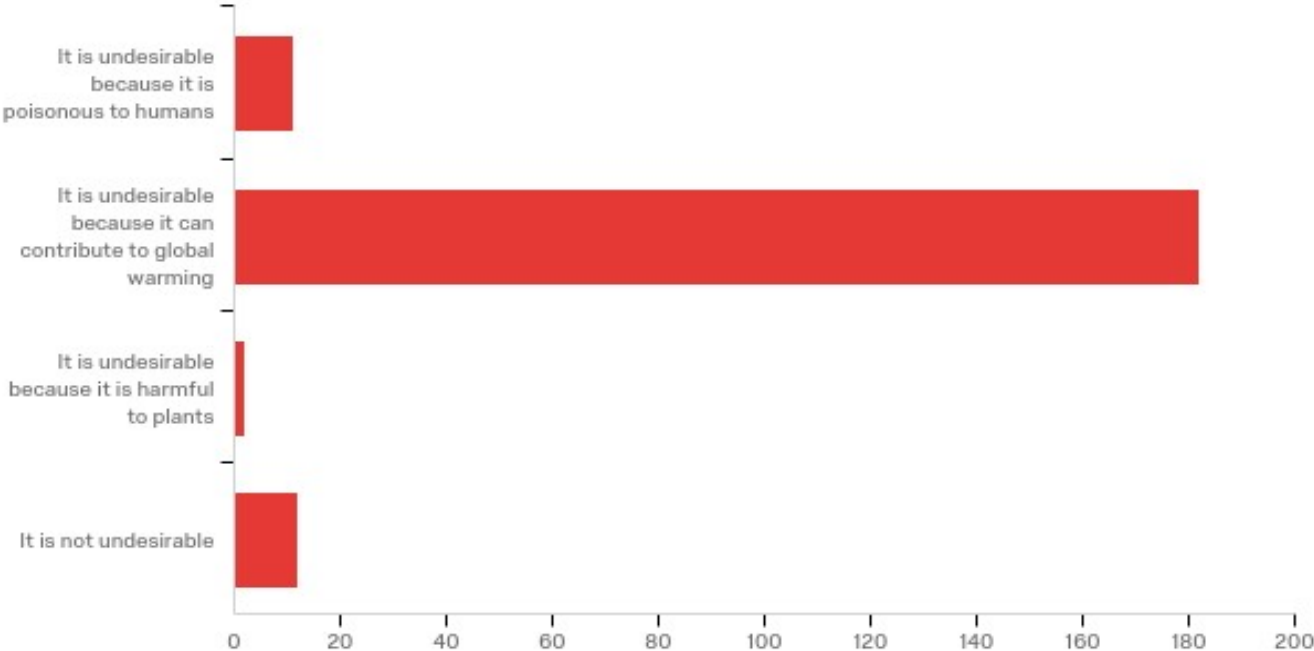
#	Field	Minimum	Maximum	Mean	Std Deviation	Variance	Count
1	Clean energy (wind, solar, hydro	0.00	10.00	9.07	1.43	2.05	216
2	Buying recycled products	0.00	10.00	7.30	2.21	4.86	215
3	Clean air	1.00	10.00	8.85	1.64	2.69	216
4	Clean water	2.00	10.00	9.24	1.30	1.69	216
5	Minimizing landfills	0.00	10.00	7.31	2.43	5.90	216
6	Local sustainable food	0.00	10.00	7.09	2.42	5.86	215
7	Preserving the natural environment	2.00	10.00	8.81	1.71	2.92	216
8	Assuring decent living conditions for everyone	0.00	10.00	7.56	2.45	6.02	213

**Q10 - The percentage of the earth's population living in extreme poverty has increased over the past decade.**



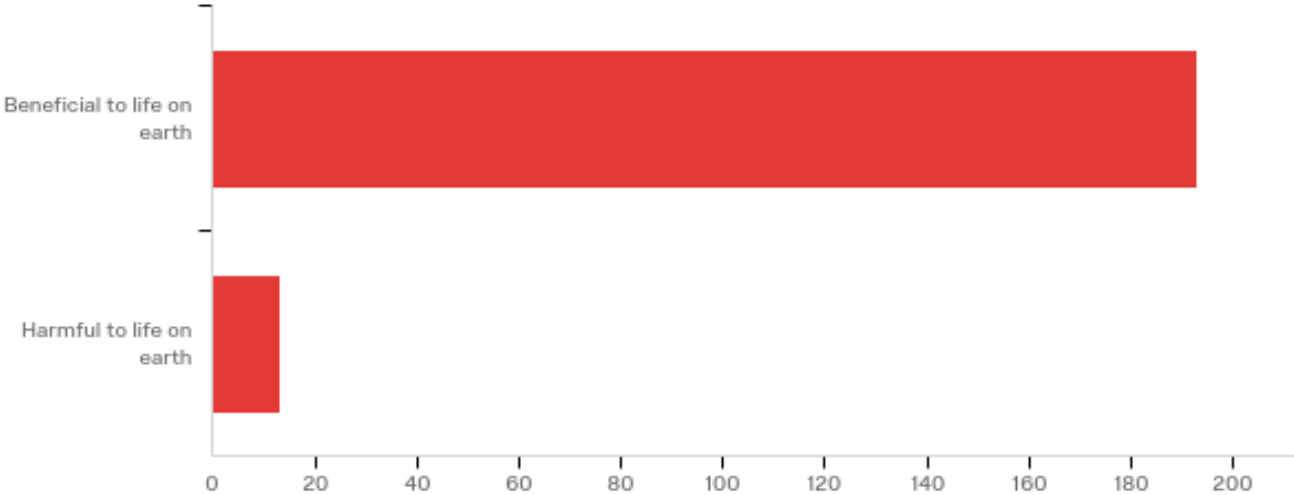
#	Answer	%	Count
1	True	49.76%	103
2	False	18.84%	39
3	Not sure	31.40%	65
	Total	100%	207

**Q11 - Regarding the release of carbon dioxide into the atmosphere:**



#	Answer	%	Count
1	It is undesirable because it is poisonous to humans	5.31%	11
2	It is undesirable because it can contribute to global warming	87.92%	182
3	It is undesirable because it is harmful to plants	0.97%	2
4	It is not undesirable	5.80%	12
	Total	100%	207

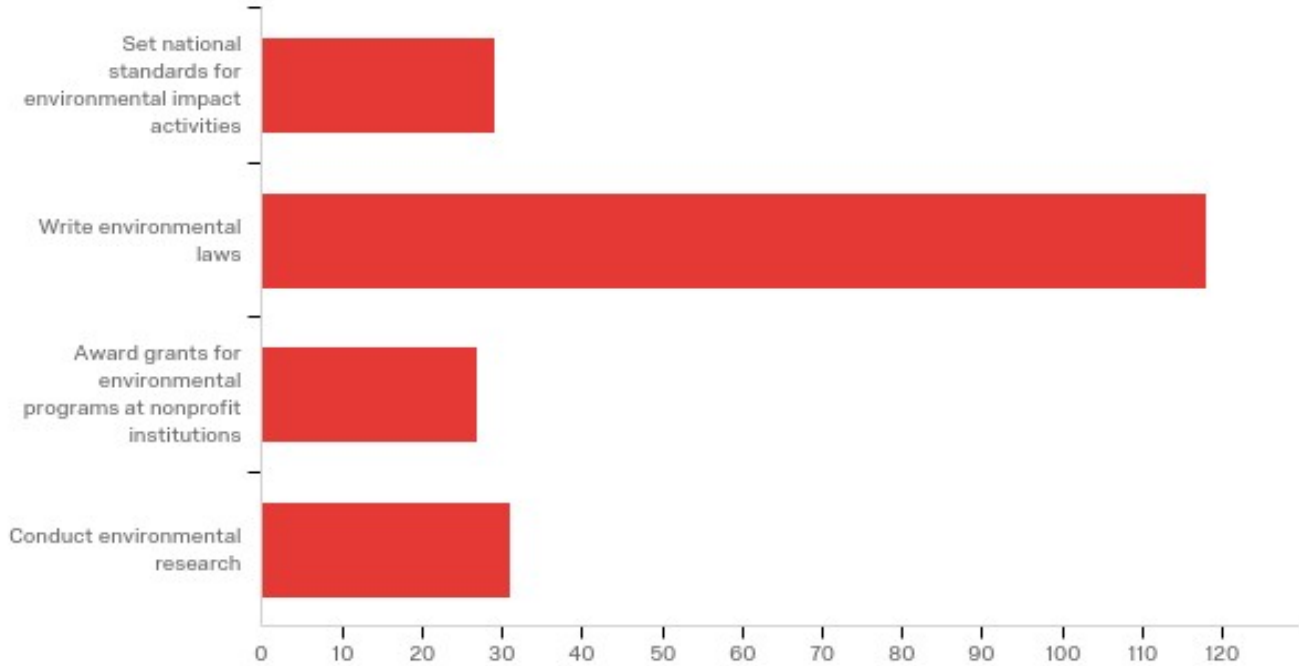
### Q12 - The earth's ozone layer is



#	Answer	%	Count
1	Beneficial to life on earth	93.69%	193
2	Harmful to life on earth	6.31%	13
	Total	100%	206

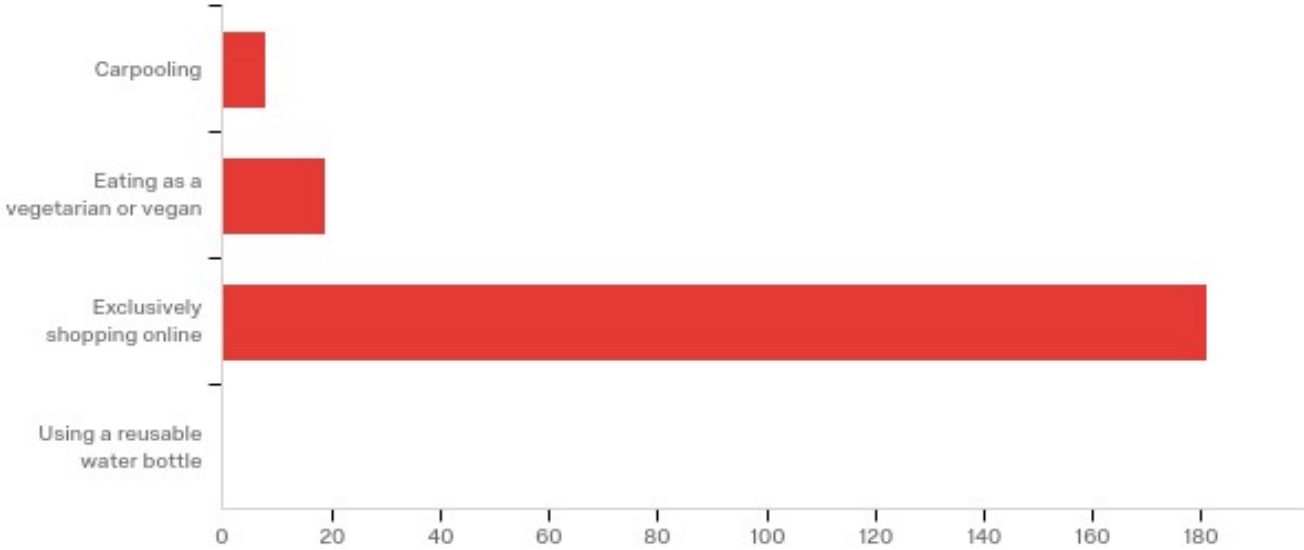


**Q13 - What does the Environmental Protection Agency NOT do:**



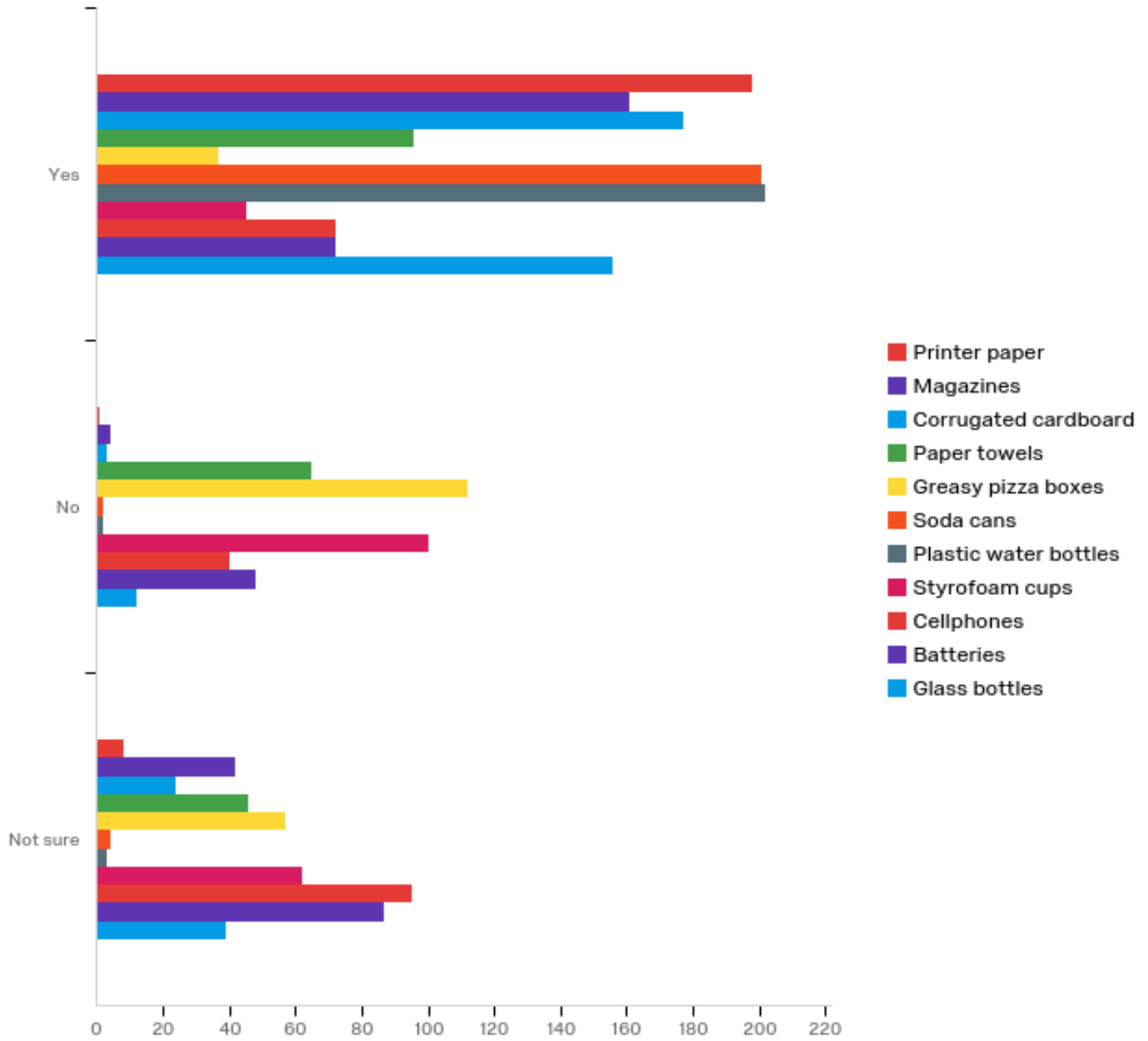
#	Answer	%	Count
1	Set national standards for environmental impact activities	14.15%	29
2	Write environmental laws	57.56%	118
4	Award grants for environmental programs at nonprofit institutions	13.17%	27
5	Conduct environmental research	15.12%	31
	Total	100%	205

**Q14 - Which of the following is NOT a sustainable practice:**



#	Answer	%	Count
1	Carpooling	3.85%	8
2	Eating as a vegetarian or vegan	9.13%	19
3	Exclusively shopping online	87.02%	181
4	Using a reusable water bottle	0.00%	0
	Total	100%	208

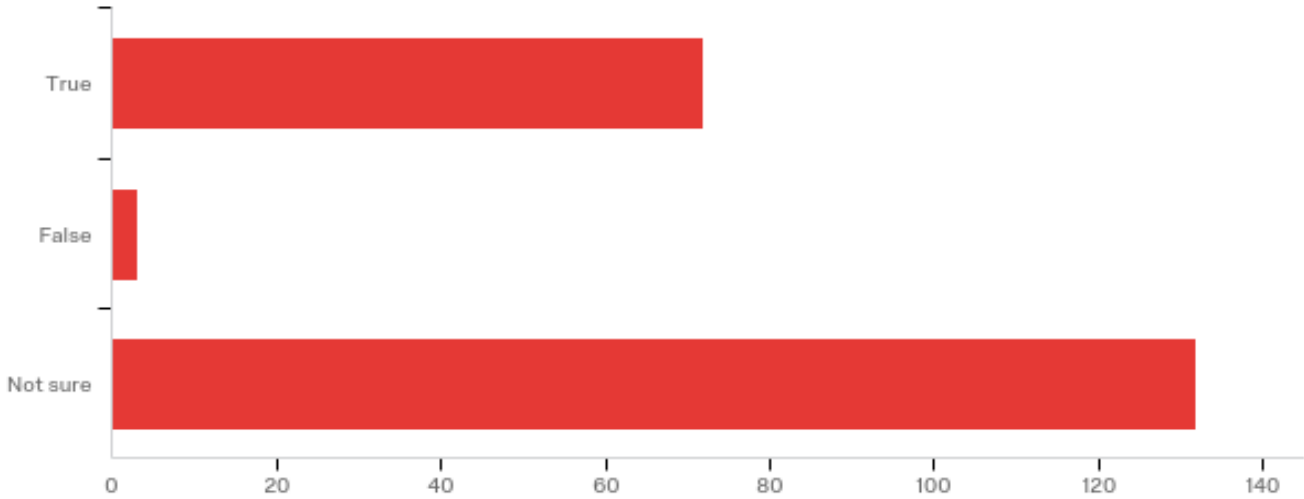
**Q15 - Which of the following can be recycled at WPI:**



#	Question	Yes		No		Not sure		Total
1	Printer paper	95.65%	198	0.48%	1	3.86%	8	207
2	Magazines	77.78%	161	1.93%	4	20.29%	42	207
3	Corrugated cardboard	86.76%	177	1.47%	3	11.76%	24	204
4	Paper towels	46.38%	96	31.40%	65	22.22%	46	207
11	Greasy pizza boxes	17.96%	37	54.37%	112	27.67%	57	206
5	Soda cans	97.10%	201	0.97%	2	1.93%	4	207

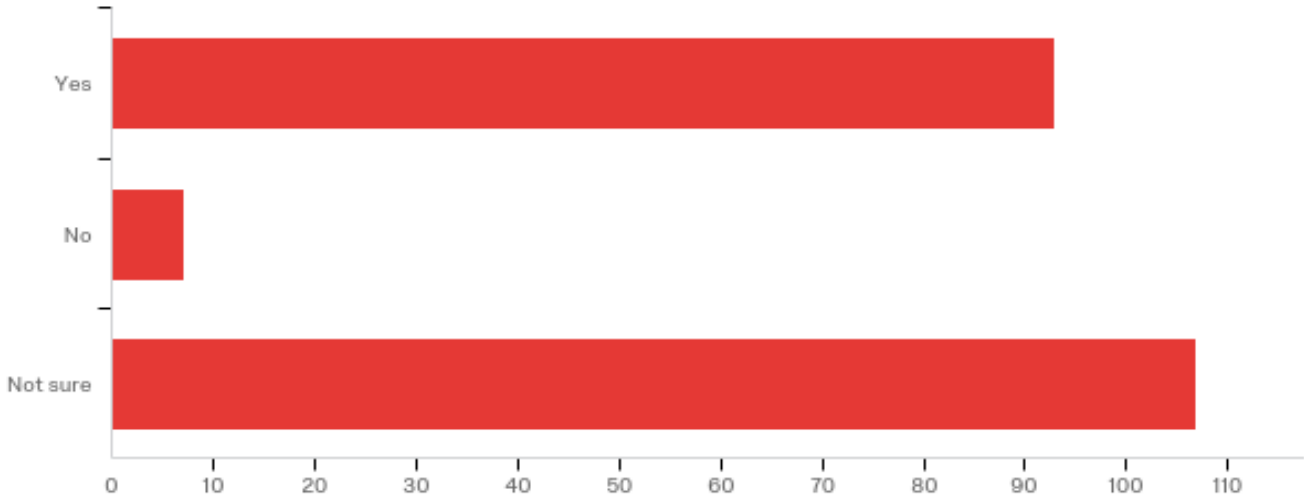
6	Plastic water bottles	97.58%	202	0.97%	2	1.45%	3	207
9	Styrofoam cups	21.74%	45	48.31%	100	29.95%	62	207
7	Cellphones	34.78%	72	19.32%	40	45.89%	95	207
8	Batteries	34.78%	72	23.19%	48	42.03%	87	207
10	Glass bottles	75.36%	156	5.80%	12	18.84%	39	207

**Q16 - I can bring a reusable coffee cup to Dunkin Donuts and receive some type of discount**



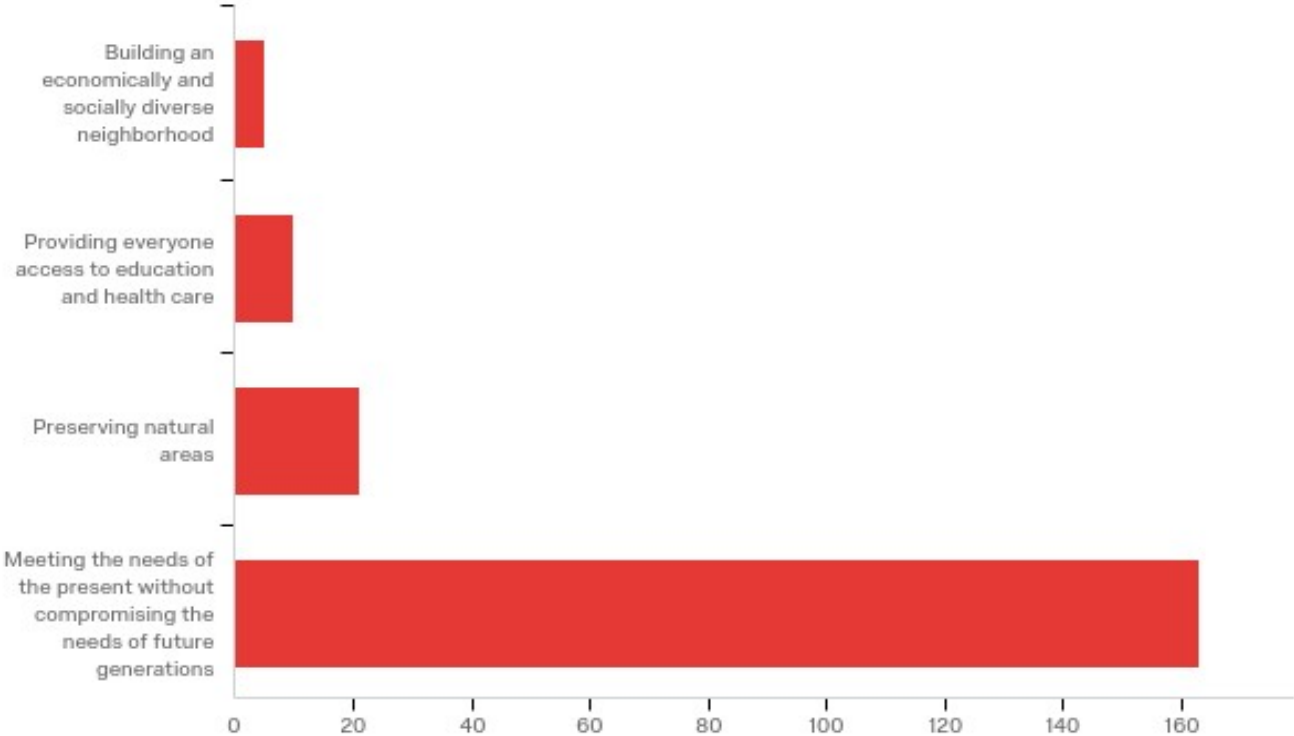
#	Answer	%	Count
1	True	34.78%	72
2	False	1.45%	3
3	Not sure	63.77%	132
	Total	100%	207

**Q17 - I can make use of a reusable takeout container at the Rubin Campus Center Food Court**



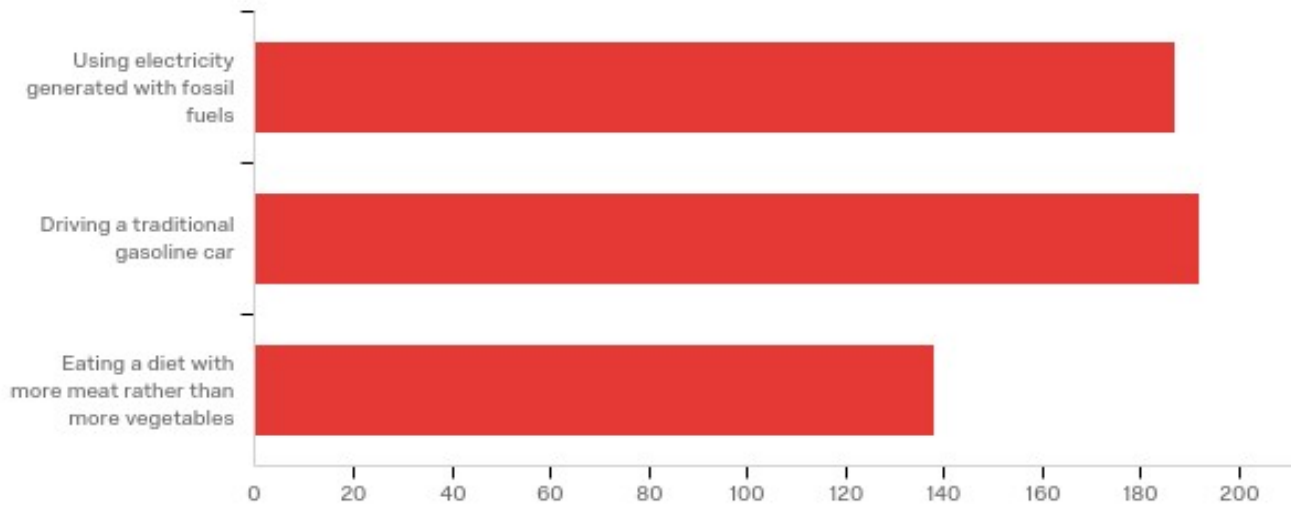
#	Answer	%	Count
1	Yes	44.93%	93
2	No	3.38%	7
3	Not sure	51.69%	107
	Total	100%	207

**Q18 - What is the most common definition of sustainable development:**



#	Answer	%	Count
1	Building an economically and socially diverse neighborhood	2.51%	5
2	Providing everyone access to education and health care	5.03%	10
3	Preserving natural areas	10.55%	21
4	Meeting the needs of the present without compromising the needs of future generations	81.91%	163
	Total	100%	199

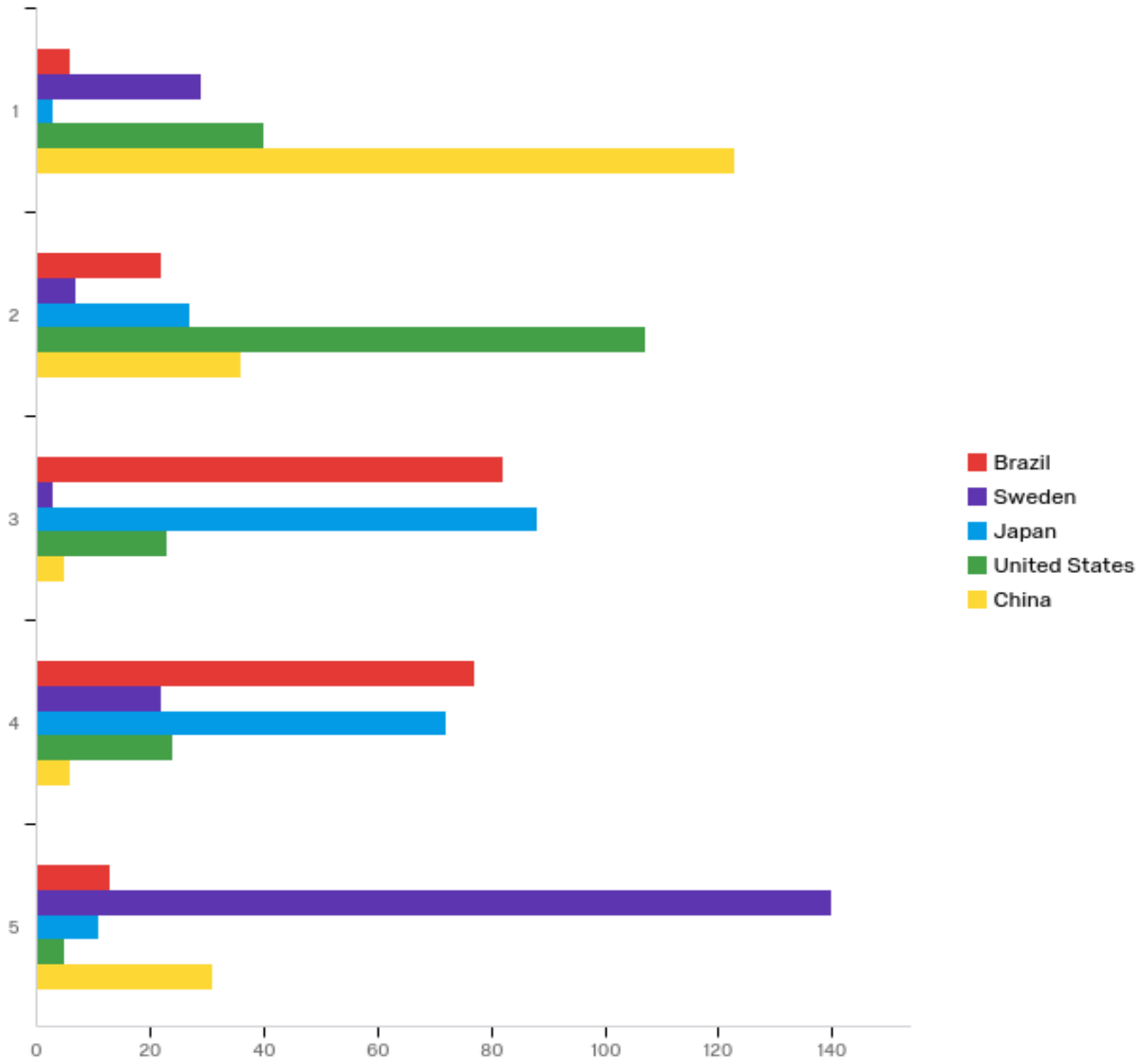
**Q19 - Which of the following activities contribute to a person's carbon footprint? (Choose all that apply)**



#	Answer	%	Count
1	Using electricity generated with fossil fuels	36.17%	187
2	Driving a traditional gasoline car	37.14%	192
3	Eating a diet with more meat rather than more vegetables	26.69%	138
	Total	100%	517



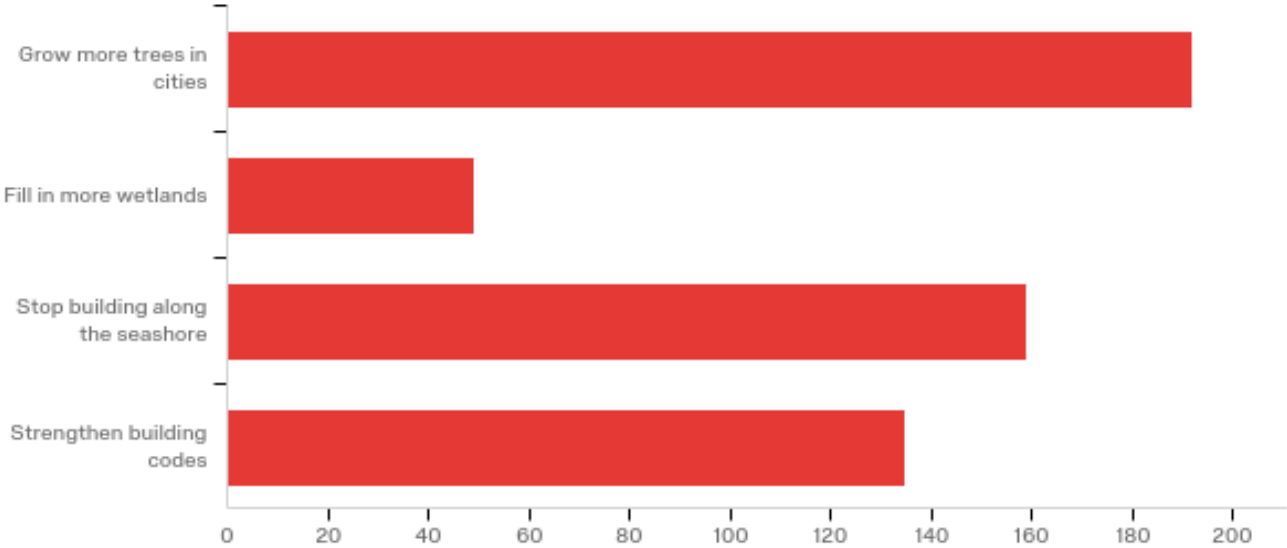
Q20 - Organize the following nations in the order of their greenhouse gas emissions, with 1 being greatest.



#	Question	1	2	3	4	5	Total					
1	Brazil	3.00%	6	11.00%	22	41.00%	82	38.50%	77	6.50%	13	200
2	Sweden	14.43%	29	3.48%	7	1.49%	3	10.95%	22	69.65%	140	201
3	Japan	1.49%	3	13.43%	27	43.78%	88	35.82%	72	5.47%	11	201
4	United States	20.10%	40	53.77%	107	11.56%	23	12.06%	24	2.51%	5	199
5	China	61.19%	123	17.91%	36	2.49%	5	2.99%	6	15.42%	31	201



Q21 - Which of the following can we do to prepare for climate change (select all that apply).



#	Answer	%	Count
1	Grow more trees in cities	35.89%	192
2	Fill in more wetlands	9.16%	49
3	Stop building along the seashore	29.72%	159
4	Strengthen building codes	25.23%	135
	Total	100%	535